



**ShopNotes**<sup>®</sup>

Cutting Diagram

Modular

# Shop Cabinet

## Materials (Single Unit)

### Case Assembly

A End Frame Stiles (4)	1 <sup>1</sup> / <sub>2</sub> x 3 <sup>1</sup> / <sub>4</sub> - 31
B Upper End Rails (2)	1 <sup>1</sup> / <sub>2</sub> x 6 <sup>1</sup> / <sub>2</sub> - 15
C Lower End Rails (2)	1 <sup>1</sup> / <sub>2</sub> x 3 <sup>1</sup> / <sub>4</sub> - 15
D Web Frame Rails (6)	1 <sup>1</sup> / <sub>2</sub> x 2 <sup>1</sup> / <sub>2</sub> - 15
E Web Frame Stiles (6)	1 <sup>1</sup> / <sub>2</sub> x 3 <sup>1</sup> / <sub>4</sub> - 29
F End Frame Panels (2)	15 x 22 <sup>1</sup> / <sub>4</sub> - <sup>3</sup> / <sub>4</sub> MDF
G Back (1)	23 <sup>3</sup> / <sub>4</sub> x 29 <sup>3</sup> / <sub>4</sub> - <sup>1</sup> / <sub>4</sub> Hdbd.

### Top

H Top Panels (2)	23 <sup>1</sup> / <sub>4</sub> x 33 <sup>1</sup> / <sub>2</sub> - <sup>3</sup> / <sub>4</sub> MDF
I Top Edging (1)	<sup>3</sup> / <sub>4</sub> x 1 <sup>1</sup> / <sub>2</sub> - 7 lin. ft.
J Mounting Blocks (4)	1 <sup>1</sup> / <sub>2</sub> x 2 <sup>1</sup> / <sub>2</sub> - 2 <sup>1</sup> / <sub>2</sub>

### Base

K Base Front/Back (2)	1 <sup>1</sup> / <sub>2</sub> x 3 <sup>1</sup> / <sub>2</sub> - 30
L Base Sides (2)	1 <sup>1</sup> / <sub>2</sub> x 3 <sup>1</sup> / <sub>2</sub> - 19
M Bottom Shelf (1)	19 <sup>3</sup> / <sub>4</sub> x 29 - <sup>3</sup> / <sub>4</sub> MDF

### Drawer

N Drawer Front/Back (2)	<sup>3</sup> / <sub>4</sub> x 3 <sup>1</sup> / <sub>4</sub> - 27
O Drawer Sides (2)	<sup>3</sup> / <sub>4</sub> x 3 <sup>1</sup> / <sub>4</sub> - 19 <sup>3</sup> / <sub>4</sub>
P Drawer Bottom (1)	18 <sup>3</sup> / <sub>4</sub> x 27 - <sup>1</sup> / <sub>4</sub> Hdbd.
Q Drawer False Front (1)	<sup>3</sup> / <sub>4</sub> x 4 - 29 <sup>1</sup> / <sub>2</sub>
R Center Divider (1)	<sup>3</sup> / <sub>4</sub> x 2 <sup>3</sup> / <sub>4</sub> - 18 <sup>3</sup> / <sub>4</sub>
S Cross Divider (1)	<sup>3</sup> / <sub>4</sub> x 2 <sup>3</sup> / <sub>4</sub> - 13 <sup>3</sup> / <sub>8</sub>
T Long Divider (3)	2 <sup>3</sup> / <sub>4</sub> x 18 <sup>3</sup> / <sub>4</sub> - <sup>1</sup> / <sub>4</sub> Hdbd.
U Short Dividers (6)	2 <sup>3</sup> / <sub>4</sub> x 9 <sup>1</sup> / <sub>4</sub> - <sup>1</sup> / <sub>4</sub> Hdbd.

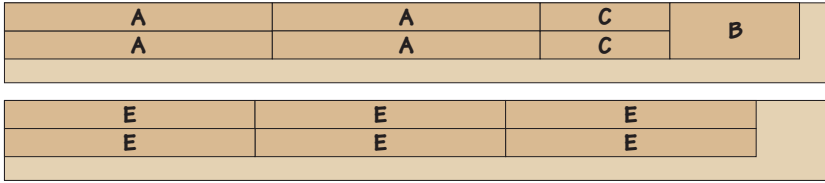
### Tray

V Tray Panel (1)	19 <sup>3</sup> / <sub>8</sub> x 25 <sup>3</sup> / <sub>4</sub> - <sup>3</sup> / <sub>4</sub> MDF
W Tray Edging (1)	<sup>3</sup> / <sub>4</sub> x 2 - 6 lin. ft.
X Tray Cleats (2)	<sup>3</sup> / <sub>4</sub> x 2 - 19 <sup>3</sup> / <sub>4</sub>

### Door

Y Door Rails (4)	<sup>3</sup> / <sub>4</sub> x 2 <sup>1</sup> / <sub>2</sub> - 10 <sup>1</sup> / <sub>2</sub>
Z Door Stiles (4)	<sup>3</sup> / <sub>4</sub> x 2 <sup>1</sup> / <sub>2</sub> - 23 <sup>1</sup> / <sub>2</sub>
AA Door Panels (2)	10 <sup>1</sup> / <sub>2</sub> x 19 <sup>1</sup> / <sub>4</sub> - <sup>1</sup> / <sub>4</sub> ply.

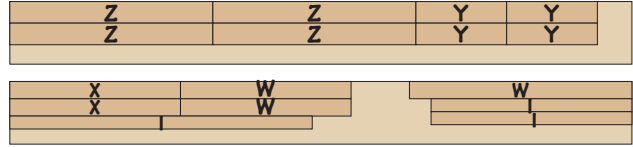
**1½" x 9¼" - 96" TWO BOARDS**



**1½" x 9¼" - 72" ONE BOARD**



**¾" x 7¼" - 72" TWO BOARDS**



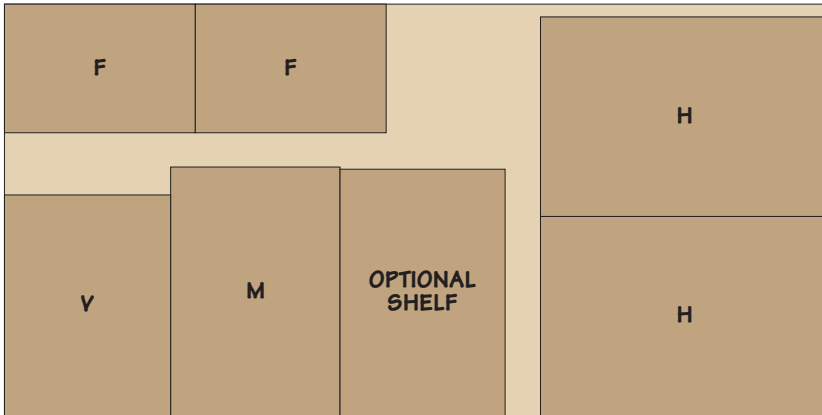
**1½" x 5½" - 72" ONE BOARD**



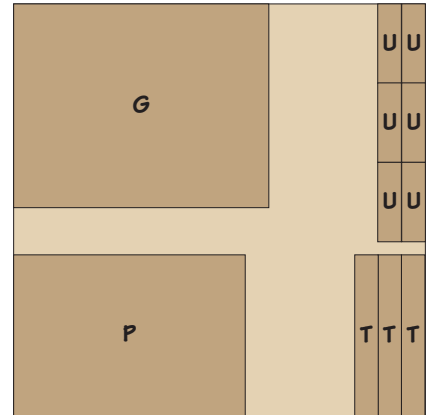
**¾" x 7¼" - 96" ONE BOARD**




**¾" MDF - 48" x 96"**



**¼" HARDBOARD - 48" x 48"**



**¼" BEAD BOARD - 48" x 96"**



**NOTE: ONE 48" x 96" SHEET WILL YIELD ENOUGH DIAGONAL BEADED PANELS FOR SIX CABINETS**