



ShopNotes

Cutting Diagram

Hardware

Storage Cabinet

Materials

Cabinet


A Side Stiles (4)	$\frac{3}{4} \times 3\frac{1}{2} - 41\frac{1}{2}$
B Side Rails (4)	$\frac{3}{4} \times 3\frac{1}{2} - 17$
C Side Panels (2)	17 x 34 $\frac{1}{4}$ - $\frac{1}{4}$ Plywood
D Narrow Front Rails (6)	$\frac{3}{4} \times 1\frac{1}{2} - 20\frac{3}{4}$
E Wide Front Rail (1)	$\frac{3}{4} \times 3\frac{1}{2} - 20\frac{3}{4}$
F Front Stiles (2)	$\frac{3}{4} \times 13\frac{1}{4} - 41\frac{1}{2}$
G Vertical Supports (4)	1 x 3 $\frac{1}{4}$ - 39 $\frac{1}{4}$
H Top Supports (2)	$\frac{3}{4} \times 3\frac{1}{4} - 20\frac{3}{4}$
I Bottom (1)	20 $\frac{3}{4}$ x 23 - $\frac{1}{2}$ Plywood
J Top (1)	1 x 24 $\frac{1}{4}$ - 22 $\frac{3}{4}$
K Back (1)	20 $\frac{3}{4}$ x 40 $\frac{3}{4}$ - $\frac{1}{4}$ Plywood

Drawers

L Small Fronts/Backs (8)	$\frac{1}{2} \times 3\frac{1}{2} - 17\frac{1}{4}$
M Small Sides (8)	$\frac{1}{2} \times 3\frac{1}{2} - 23$
N Large Fronts/Backs (4)	$\frac{1}{2} \times 5\frac{1}{2} - 17\frac{1}{4}$
O Large Sides (4)	$\frac{1}{2} \times 5\frac{1}{2} - 23$
P Bottoms (6)	17 $\frac{1}{4}$ x 22 $\frac{1}{2}$ - $\frac{1}{2}$ Plywood
Q Small False Fronts (4)	$\frac{3}{4} \times 4\frac{3}{4} - 19\frac{1}{4}$
R Large False Fronts (2)	$\frac{3}{4} \times 6\frac{1}{2} - 19\frac{1}{4}$
S Small Side-to-Side Dividers (20)	$\frac{1}{4} \times 3\frac{1}{2} - 17\frac{1}{4}$
T Small Front-to-Back Dividers (20)	$\frac{1}{4} \times 3 - 22$
U Large Side-to-Side Dividers (10)	$\frac{1}{4} \times 5 - 16\frac{3}{4}$
V Large Front-to-Back Dividers (10)	$\frac{1}{4} \times 5 - 22$

NOTE: Cutting Diagram For Optional Dividers Not Shown

3/4" x 8" - 96"



3/4" x 8" - 96"



3/4" x 8" - 96"



3/4" x 6" - 96"



5/4" x 8" - 96"



3/4" x 8" - 96"



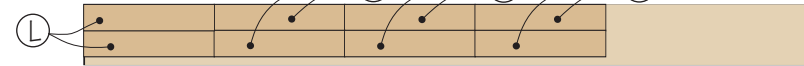
1/2" x 8" - 96"



1/2" x 6" - 96"



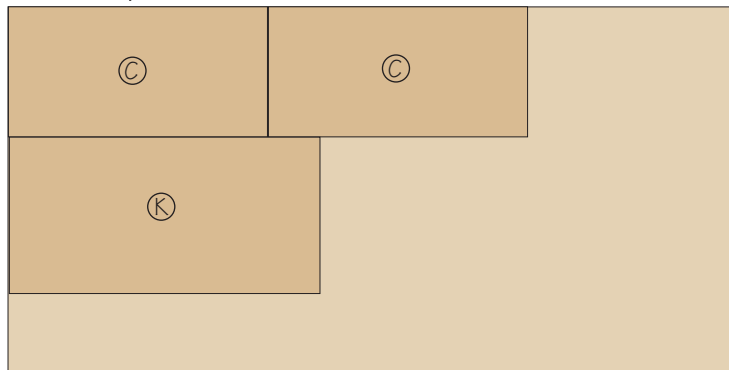
1/2" x 8" - 96"



1/2" x 6" - 96"



48" x 96" - 1/4" PLYWOOD



48" x 96" - 1/2" PLYWOOD

