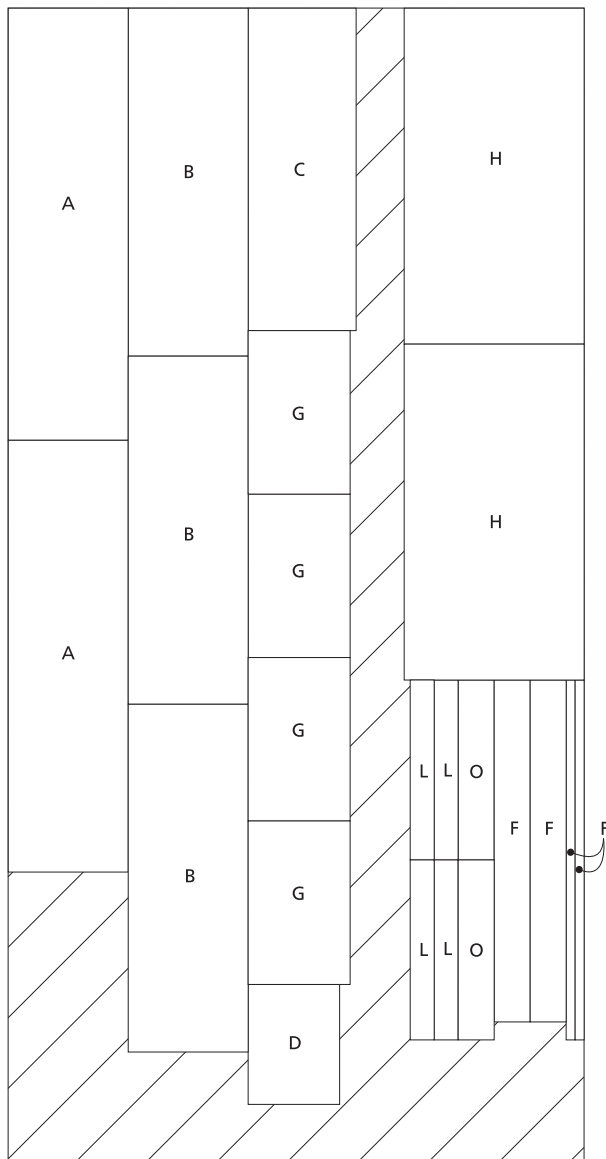



### Materials for WALL CABINET

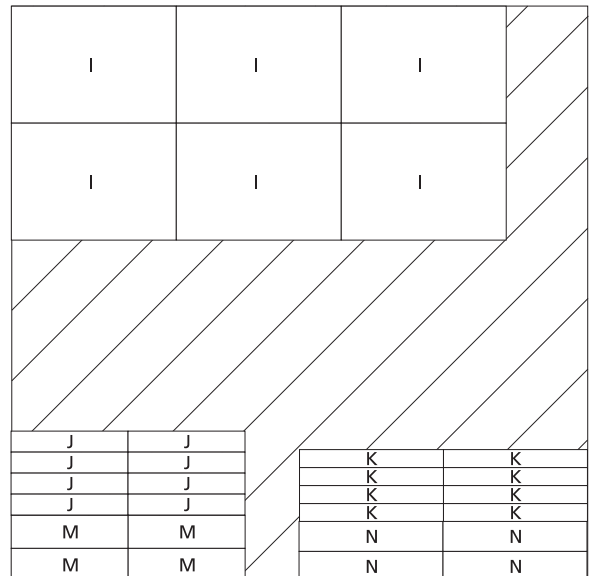
A Sides (2)	10 x 36 - $\frac{3}{4}$ Ply.	J Small Drawer Sides (8)	$1\frac{3}{4}$ x $9\frac{3}{4}$ - $\frac{1}{2}$ Ply.
B Top/Bottom/Divider (3)	10 x 29 - $\frac{3}{4}$ Ply.	K Small Drawer Fr./Bk. (8)	$1\frac{1}{2}$ x 12 - $\frac{1}{2}$ Ply.
C Center Panel (1)	9 x $26\frac{7}{8}$ - $\frac{3}{4}$ Ply.	L Small Drawer False Fr. (4)	2 x $14\frac{15}{16}$ - $\frac{3}{4}$ Ply.
D Drawer Divider (1)	10 x $7\frac{5}{8}$ - $\frac{3}{4}$ Ply.	M Large Drawer Sides (4)	$2\frac{3}{4}$ x $9\frac{3}{4}$ - $\frac{1}{2}$ Ply.
E Back (1)	29 x 27 - $\frac{1}{4}$ Hdbd.	N Large Drawer Fr./Bk. (4)	$2\frac{1}{2}$ x 12 - $\frac{1}{2}$ Ply.
F Cleats (2)	$\frac{3}{4}$ x 3 - 28 $\frac{1}{2}$	O Large Drawer False Fr. (2)	3 x $14\frac{15}{16}$ - $\frac{3}{4}$ Ply.
G Shelves (4)	$8\frac{1}{2}$ x $13\frac{5}{8}$ - $\frac{3}{4}$ Ply.	P Edging (1)	$\frac{3}{4}$ x $\frac{3}{4}$ - 30
H Doors (2)	$14\frac{29}{32}$ x $27\frac{13}{16}$ - $\frac{3}{4}$ Ply.		
I Drawer Bases (6)	$9\frac{3}{4}$ x $13\frac{3}{4}$ - $\frac{1}{2}$ Ply.		



48" x 96" -  $\frac{3}{4}$ " PLYWOOD



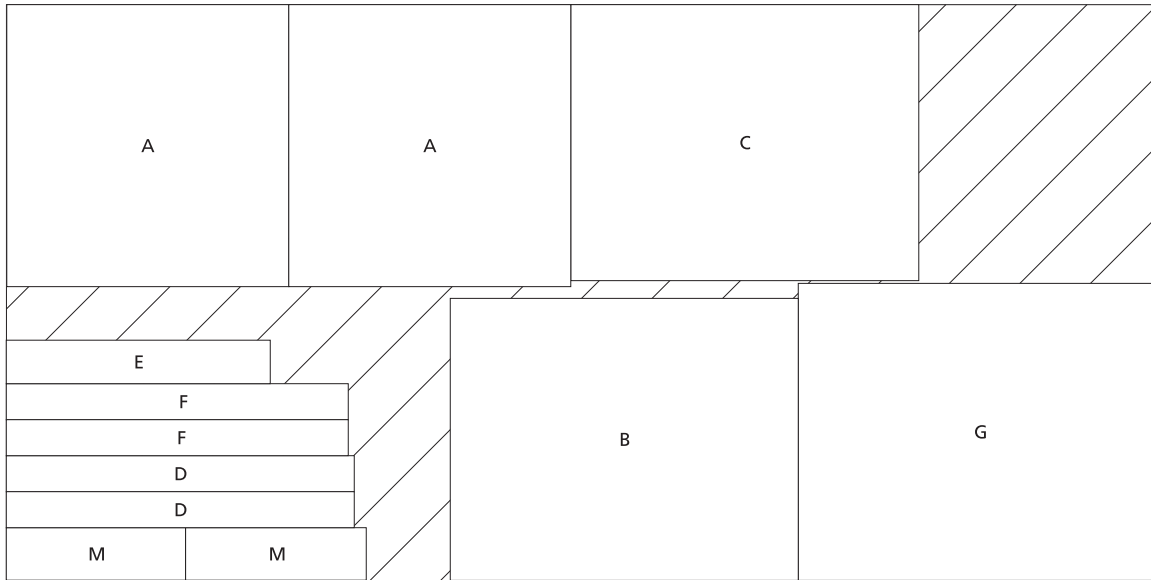
48" x 48" -  $\frac{1}{4}$ " HARDBOARD (HALF SHEET)



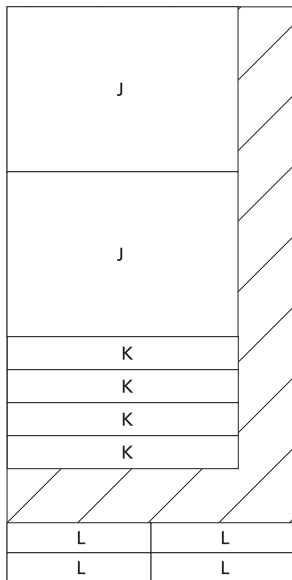
48" x 48" -  $\frac{1}{2}$ " PLYWOOD (HALF SHEET)

# Materials for WORK SURFACE

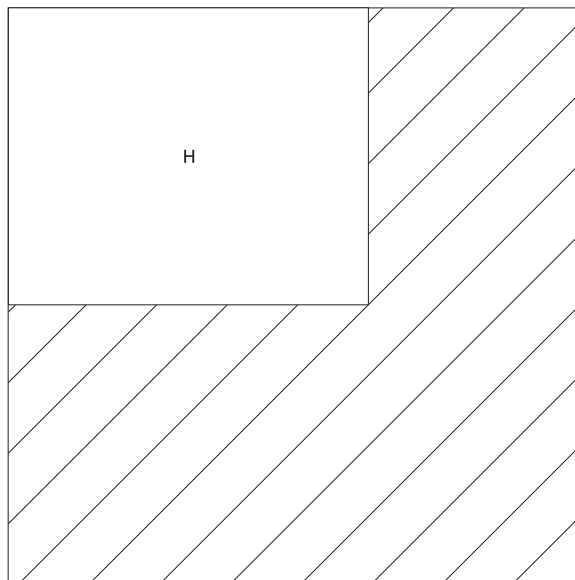
A Sides (2)	23½ x 23½ - ¾ Ply.	I Edging (1)	¾ x 1 - 84 Rgh.
B Sub Top (1)	23½ x 29 - ¾ Ply.	J Drawer Base (2)	13¾ x 19¼ - ½ Ply.
C Back (1)	23 x 29 - ¾ Ply.	K Drawer Sides (4)	2¾ x 19¼ - ½ Ply.
D Frame Supports (2)	¾ x 3 - 29	L Drawer Front/Back (4)	2½ x 12 - ½ Ply.
E Drawer Divider (1)	¾ x 3 <sup>5</sup> / <sub>8</sub> - 22	M Drawer False Fr. (2)	4 <sup>3</sup> / <sub>8</sub> x 14 <sup>15</sup> / <sub>16</sub> - ¾ Ply.
F Cleats (2)	¾ x 3 - 28½	N Drawer Stops (2)	½ x ½ - 4
G Top (1)	24¾ x 30 - ¾ Ply.		
H Hardboard Top (1)	24¾ x 30 - ¼ Hdbd.		



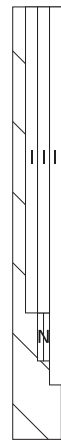
48" x 96" - ¾" PLYWOOD



24" x 48" - ½" PLYWOOD  
(QUARTER SHEET)



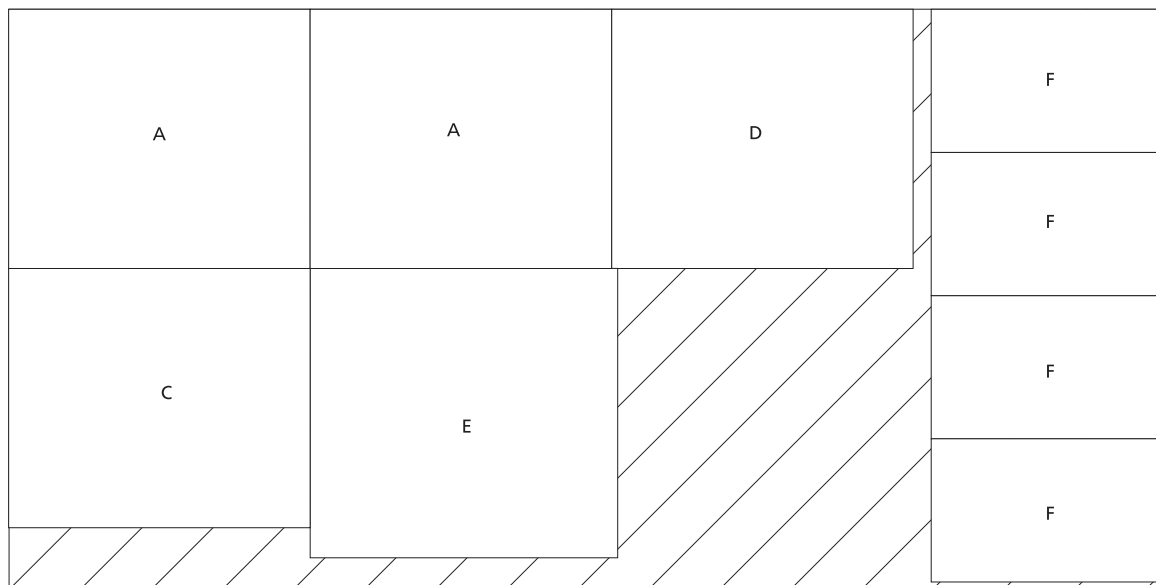
48" x 48" - ¼" HARDBOARD (HALF SHEET)



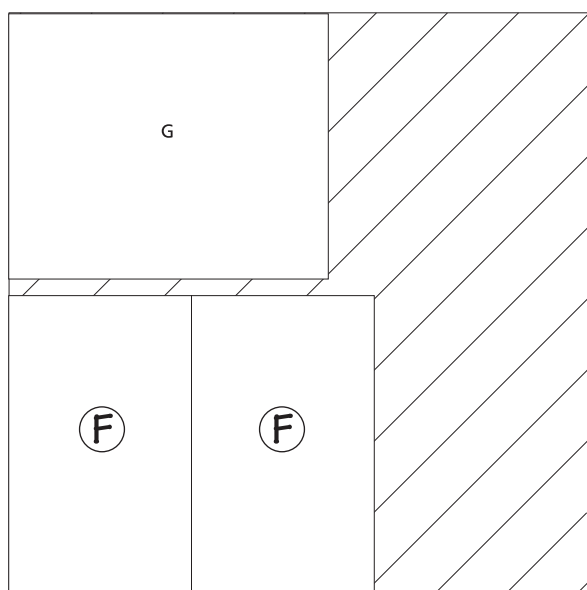
¾" x 4" - 36"  
HARDWOOD

# Materials for ROLL-AROUND CART


A Sides (2)	21½ x 25 -¾ Ply.	G Sub-Top (1)	26½ x 22 -¾ Ply.
B Braces (2)	¾ x 3 - 25½	H Top (1)	26½ x 22 - ¼ Hdbrd.
C Bottom (1)	25¼ x 21 -¾ Ply.	I Edging (1)	¾ x 1 - 76" Rgh.
D Divider (1)	20¼ x 24 -¾ Ply.	J Doors (2)	13⅝ x 24⅞ - ¾ Ply.
E Back (1)	25½ x 24 -¾ Ply.		
F Shelves (4)	11⅞ x 19½ -¾ Ply.		



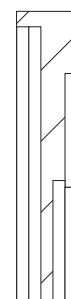
48" x 96" - ¾" PLYWOOD



48" x 48" - ¾" PLYWOOD (HALF SHEET)



24" x 48" - ¼" HARDBOARD (QUARTER SHEET)



¾" x 4" - 36" HARDWOOD