

Cutting Diagram

Cabinet Base Workbench

Materials

BASE FRAME

A	Legs (4)	3 x 3 - 31 ³ / ₄
B	Upper End Rail (2)	1 ³ / ₄ x 3 ¹ / ₂ - 24 ³ / ₄
C	Lower End Rail (2)	1 ³ / ₄ x 5 ¹ / ₄ - 24 ³ / ₄
D	Stile (5)	1 x 3 - 23 ⁷ / ₈
E	End Panels (4)	³ / ₄ x 10 - 23 ⁷ / ₈
F	Lower Stretchers (2)	1 ³ / ₄ x 5 ¹ / ₄ - 73 ¹ / ₂
G	Upper Rear Stretcher (1)	1 ³ / ₄ x 3 ¹ / ₂ - 73 ¹ / ₂
H	Back Panels (4)	³ / ₄ x 16 ³ / ₁₆ - 23 ⁷ / ₈
I	Support Cleats (4)	1 ¹ / ₂ x 3 ¹ / ₂ - 24 ³ / ₄
J	Bottom (1)	23 ³ / ₄ x 72 ¹ / ₂ - ³ / ₄ Ply.
K	Upper Front Stretcher (1)	1 ³ / ₄ x 2 ³ / ₄ - 73 ¹ / ₂

DRAWER CABINETS

L	Cabinet Sides (4)	24 x 23 ³ / ₄ - ³ / ₄ Ply.
M	Trim Stiles (4)	³ / ₄ x 1 - 23 ³ / ₄
N	Web Frame Ends (16)	1 ¹ / ₁₆ x 1 ¹ / ₂ - 23 ³ / ₄
O	Web Frame Frts./Backs (16)	³ / ₄ x 1 ¹ / ₂ - 22 ¹ / ₄
P	Trim Rails (8)	³ / ₄ x 1 - 22
Q	Drawer Guides (4)	³ / ₄ x 1 ⁵ / ₈ - 22 ³ / ₄

DRAWERS, DOORS, & SHELVES

R	Small Drawer Front (2)	³ / ₄ x 3 ¹ / ₂ - 21 ⁷ / ₈
S	Small Drawer Backs (2)	¹ / ₂ x 3 ¹ / ₂ - 21 ⁷ / ₈
T	Small Drawer Sides (4)	¹ / ₂ x 3 ¹ / ₂ - 23 ¹ / ₄
U	Drawer Bottoms (8)	21 ³ / ₈ x 23 - ¹ / ₄ Ply.
V	Medium Drawer Fronts (2)	³ / ₄ x 4 ³ / ₈ - 21 ⁷ / ₈
W	Medium Drawer Backs (2)	¹ / ₂ x 4 ³ / ₈ - 21 ⁷ / ₈
X	Medium Drawer Sides (4)	¹ / ₂ x 4 ³ / ₈ - 23 ¹ / ₄
Y	Large Drawer Fronts (2)	³ / ₄ x 5 ¹ / ₄ - 21 ⁷ / ₈
Z	Large Drawer Backs (2)	¹ / ₂ x 5 ¹ / ₄ - 21 ⁷ / ₈
AA	Large Drawer Sides (4)	¹ / ₂ x 5 ¹ / ₄ - 23 ¹ / ₄
BB	X-Large Drawer Fronts (2)	³ / ₄ x 6 ¹ / ₈ - 21 ⁷ / ₈
CC	X-Large Drawer Backs (2)	¹ / ₂ x 6 ¹ / ₈ - 21 ⁷ / ₈
DD	X-Large Drawer Sides (4)	¹ / ₂ x 6 ¹ / ₈ - 23 ¹ / ₄
EE	Guide Strips (16)	³ / ₁₆ x ³ / ₄ - 23 ³ / ₄
FF	Drawer Stops (16)	³ / ₄ x ³ / ₄ - 2
GG	Small Shelf (1)	12 ³ / ₄ x 22 - ³ / ₄ Ply.
HH	Large Shelf (1)	22 ¹ / ₂ x 22 - ³ / ₄ Ply.
II	Shelf Edging(2)	³ / ₄ x ³ / ₄ - 22
JJ	Door Stiles (4)	³ / ₄ x 2 ¹ / ₂ - 23 ⁵ / ₈
KK	Door Rails (4)	³ / ₄ x 2 ¹ / ₂ - 6 ³ / ₈
LL	Door Panels (2)	¹ / ₄ x 6 ¹ / ₄ - 19 ¹ / ₈

BENCHTOP


MMBenchtop (1)	1 x 27 - 92 ¹ / ₂
NN Spline	1 x 450 (Rgh.) - ¹ / ₄ Hdbd.
OO Back Apron (1)	1 ³ / ₄ x 4 ³ / ₄ - 92 ¹ / ₂
PP Front Apron (1)	1 ³ / ₄ x 4 ³ / ₄ - 94 ¹ / ₄
QQ Left End Apron (1)	1 ³ / ₄ x 4 ³ / ₄ - 32 ³ / ₄
RR Right End Apron (1)	1 ³ / ₄ x 4 ³ / ₄ - 28 ¹ / ₂
SS Support Beam (1)	1 ³ / ₄ x 3 ³ / ₄ - 92 ¹ / ₂
TT Cross Supports (2)	1 ³ / ₄ x 3 ³ / ₄ - 26 ⁷ / ₈
UU Mounting Cleat (2)	1 x 5 - 21 ¹ / ₄
VV Filler Strip (1)	2 ¹ / ₂ x 4 ³ / ₄ - 77 ¹ / ₄
WW Assembly Spline (1)	⁵ / ₈ x 1 - 77 ¹ / ₄
XX Bench Dog Strip (1)	1 ³ / ₄ x 4 ³ / ₄ - 79

TAIL & FACE VISES

YY Tail Vise Top (1)	1 ¹ / ₄ x 2 ¹ / ₂ - 20
ZZ Tail Vise Bottom (1)	³ / ₄ x 2 ¹ / ₂ - 20
AAA Front Filler (1)	2 ³ / ₄ x 2 ¹ / ₂ - 2
BBB Back Filler (1)	2 ³ / ₄ x 2 ¹ / ₂ - 3
CCC Tail Vise Strip (1)	1 ³ / ₄ x 4 ³ / ₄ - 20
DDD Pinch Block (1)	1 ³ / ₄ x 4 ³ / ₄ - 3
EEE Collar Support Block (1)	1 ³ / ₄ x 2 ⁵ / ₈ - 16
FFF Face Vise Block (1)	3 ¹ / ₂ x 7 ³ / ₈ - 16

BASE FRAME

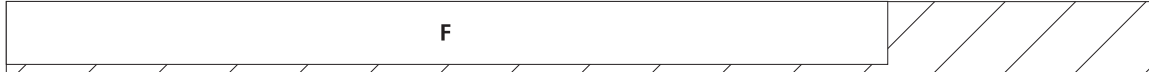
1 3/4" x 7" - 96" DOUGLAS FIR



1 3/4" x 7" - 96" DOUGLAS FIR



1 3/4" x 6" - 96" DOUGLAS FIR (TWO BOARDS)



1 3/4" x 4" - 96" DOUGLAS FIR



1 3/4" x 4" - 96" DOUGLAS FIR

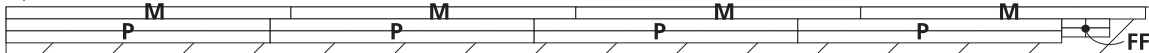


1 3/4" x 7 1/2" - 96" DOUGLAS FIR

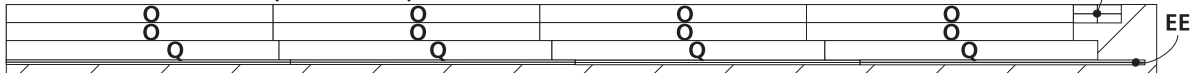


DRAWER CASES


3/4" x 4" - 96" DOUGLAS FIR



3/4" x 6" - 96" DOUGLAS FIR (TWO BOARDS)



1 1/4" x 4" - 96" DOUGLAS FIR (TWO BOARDS)

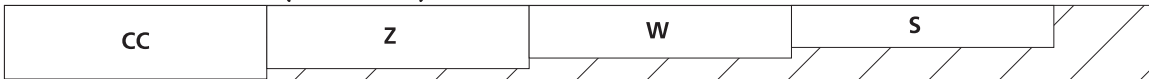


DRAWERS

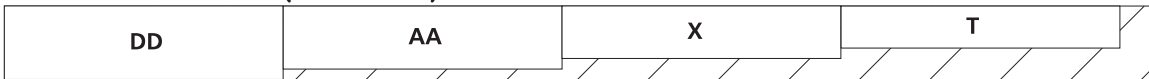
3/4" x 6 1/2" - 96" DOUGLAS FIR (TWO BOARDS)



1/2" x 6 1/2" - 96" DOUGLAS FIR (TWO BOARDS)



1/2" x 6 1/2" - 96" DOUGLAS FIR (FOUR BOARDS)



TOP

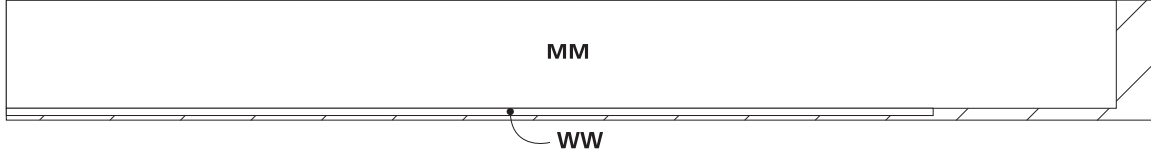
1 3/4" x 5" - 96" DOUGLAS FIR



1 3/4" x 5" - 96" DOUGLAS FIR



1" x 10" - 96" DOUGLAS FIR (THREE BOARDS)



1 3/4" x 5" - 96" DOUGLAS FIR



1 3/4" x 5" - 96" DOUGLAS FIR



3/4" x 5 1/2" - 48" DOUGLAS FIR




1 3/4" x 5" - 96" DOUGLAS FIR



3/4" x 5" - 96" DOUGLAS FIR



1 3/4" x 5" - 96" DOUGLAS FIR

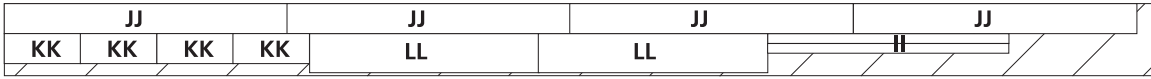


1 3/4" x 6 1/2" - 96" DOUGLAS FIR (TWO BOARDS)



DOORS

$\frac{3}{4}$ " x 6" - 96" DOUGLAS FIR



PANELS

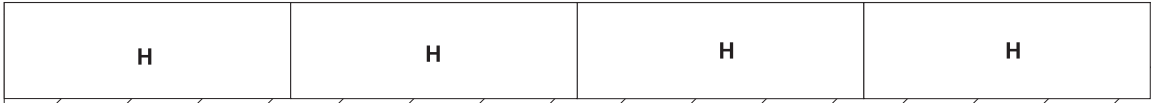
1" x 7" - 96" DOUGLAS FIR




$\frac{3}{4}$ " x 10 $\frac{1}{2}$ " - 96" DOUGLAS FIR



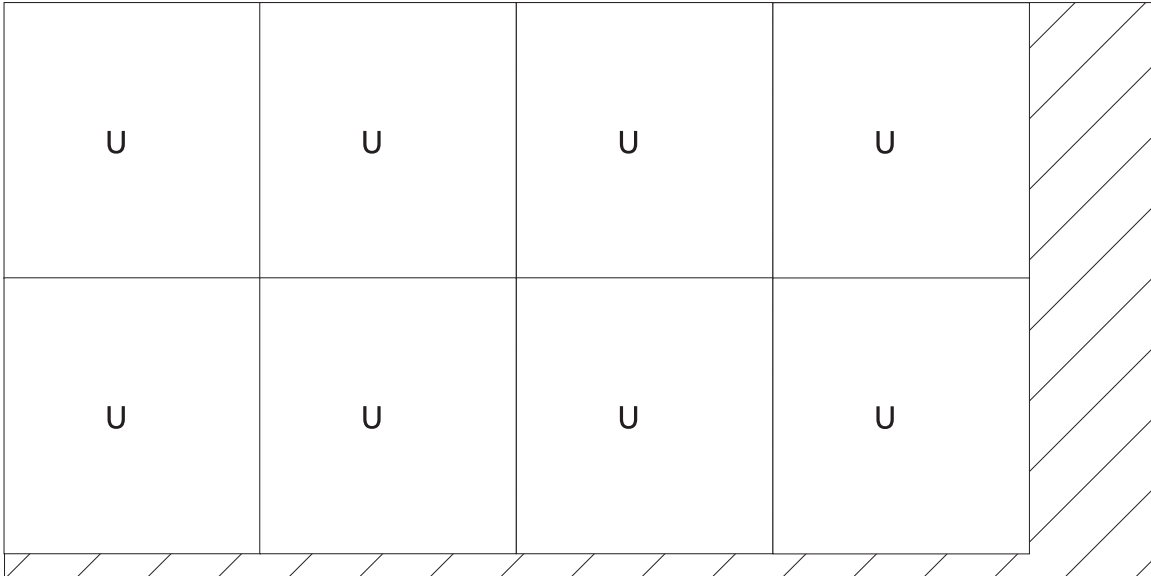
$\frac{3}{4}$ " x 8 $\frac{1}{2}$ " - 96" DOUGLAS FIR (TWO BOARDS)



48" x 96" - 3/4" PLYWOOD



48" x 96" - 1/4" PLYWOOD



24" x 48" - 3/4" PLYWOOD

