

## portable dovetail jig **Workcenter**

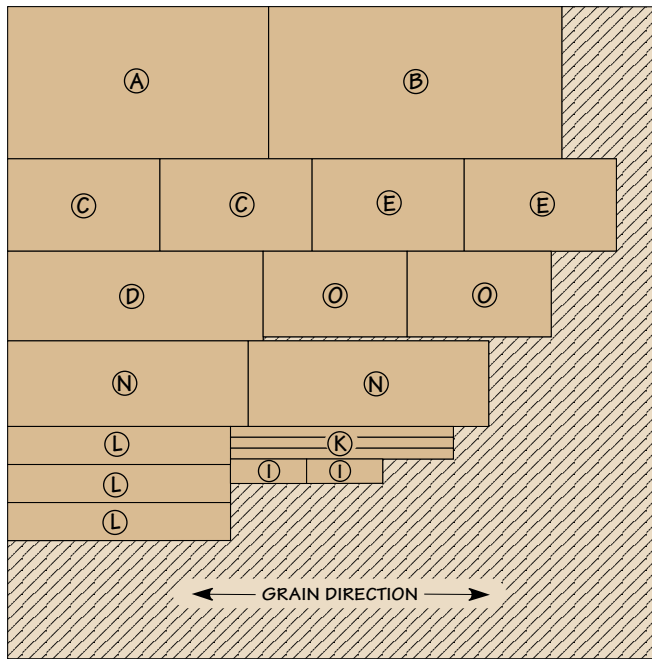
### Materials

#### CASE

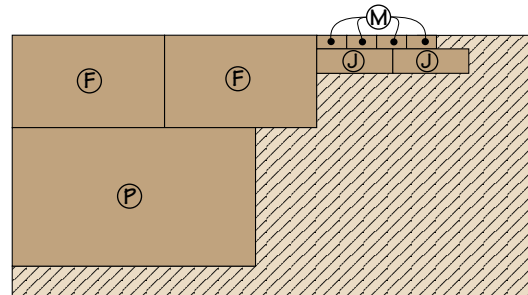
A Top (1)	14 x 24 - 1/2 Ply.
B Bottom (1)	14 x 27 - 1/2 Ply.
C Sides (2)	8 1/2 x 14 - 1/2 Ply.
D Front (1)	8 1/4 x 23 1/2 - 1/2 Ply.
E Trays (2)	8 1/2 x 14 - 1/2 Ply.
F Tray Spacers (2)	14 x 8 1/2 - 1/4 Hdbd.
G Hinge Blocks (2)	3/4 x 3/4 - 14
H Foot Blocks (2)	3/4 x 1 1/4 - 14
I Handle Blocks (2)	7 x 2 1/4 - 1/2 Ply.
J Handle Spacers (2)	7 x 2 1/4 - 1/4 Hdbd.
K Front Stop Bars (3)	1 x 20 1/2 - 1/2 Ply.
L Top Stop Bars (3)	3 1/2 x 20 1/2 - 1/2 Ply.
M Adjustable Stops (4)	1 1/4 x 2 3/4 - 1/4 Hdbd.
N Drawer Front/Back (2)	7 7/8 x 22 1/8 - 1/2 Ply.
O Drawer Sides (2)	7 7/8 x 13 1/4 - 1/2 Ply.
P Drawer Bottom (1)	12 3/4 x 22 3/8 - 1/4 Hdbd.

- (2) 6 1/2" Utility Pulls
- (12) 1/4" - 20 Threaded Inserts
- (2) 1 1/2" Continuous Hinges, cut to 14" w/screws
- (2) 3/8"-dia. Rare-Earth Magnets w/Cups, Washers, and Screws
- (2) 1/2"-dia. Rare-Earth Magnets w/Cups, Washers, and Screws
- (26) #6 x 1 1/4" Fh Woodscrews
- (8) #8 x 1" Fh Woodscrews
- (12) 1/4" Washers
- (8) Round Knobs with 1/4" - 20 x 1" stud
- (4) Round Knobs with 1/4" - 20 x 1 1/2" stud

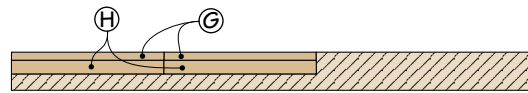
NOTE: Grain direction on some parts may differ from project shown in ShopNotes No. 93



60" x 60" - 1/2" BALTIC BIRCH



24" x 48" - 1/4" HARDBOARD



3/4" x 3 1/2" - 48" HARDWOOD