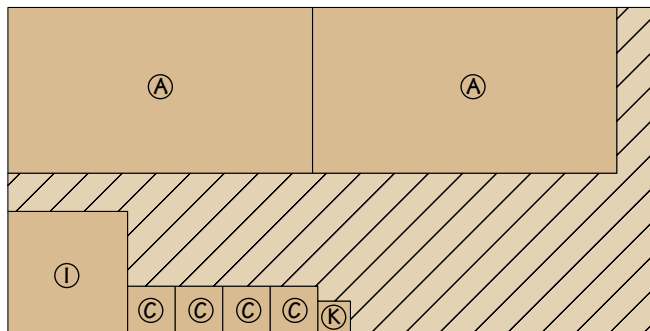


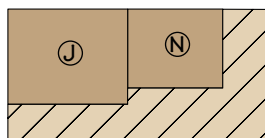
woodworking **Drill Press Table**

Materials

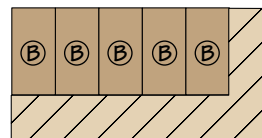
A	Table (1)	15¼ x 28 - 1½ Ply.	<ul style="list-style-type: none"> • (1 pair) 8" Full-Extension Drawer Slides • (2) Star Knobs w/ 5/16"-18 Threaded Inserts • (2) 36" T-track • (1) Utility Pull w/Screws • (16) #6 x 5/8" Fh Woodscrews • (4) 5/16" - 18 T-nuts • (5) #8 x 4" Fh Woodscrews • (2) 5/16" - 18 x 1½" Flange Bolts • (4) 5/16" Washers • (4) 5/16" - 18 x 1½" Ph Machine Screws • (1) 2' x 4' Plastic Laminate
B	Table Inserts (5)	4 x 8 - ½ MDF	
C	Filler Plates (4)	4¾ x 4¾ - ¾ Ply.	
D	Fence Base (1)	1¼ x 2½ - 23¼	
E	Fence Faces (2)	1 x 2½ - 13	
F	Base Sides (2)	¾ x 3 - 11¾	
G	Base Back (1)	¾ x 3 - 11	
H	Base Divider (1)	½ x 2½ - 11	
I	Base Bottom (1)	11¼ x 11 - ¾ Ply.	
J	Base Top Panel (1)	8¾ x 11 - ⅛ Hdbd.	
K	Base Vacuum Port (1)	3 x 3 - ¾ Ply.	
L	Drawer Front/Back (2)	½ x 1⅞ - 8¾	
M	Drawer Sides (2)	½ x 1⅞ - 8	
N	Drawer Bottom (1)	7¼ x 8¾ - ⅛ Hdbd.	
O	Drawer False Front (1)	½ x 2⅞ - 12	



30" x 60" - ¾" BALTIC BIRCH



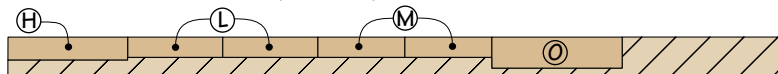
12" x 24" - ⅛" HARDBOARD



12" x 24" - ½" MDF



¾" x 3½" - 48" HARDWOOD (1.2 bd. ft.)



½" x 3½" - 72" HARDWOOD (1.8 bd. ft.)

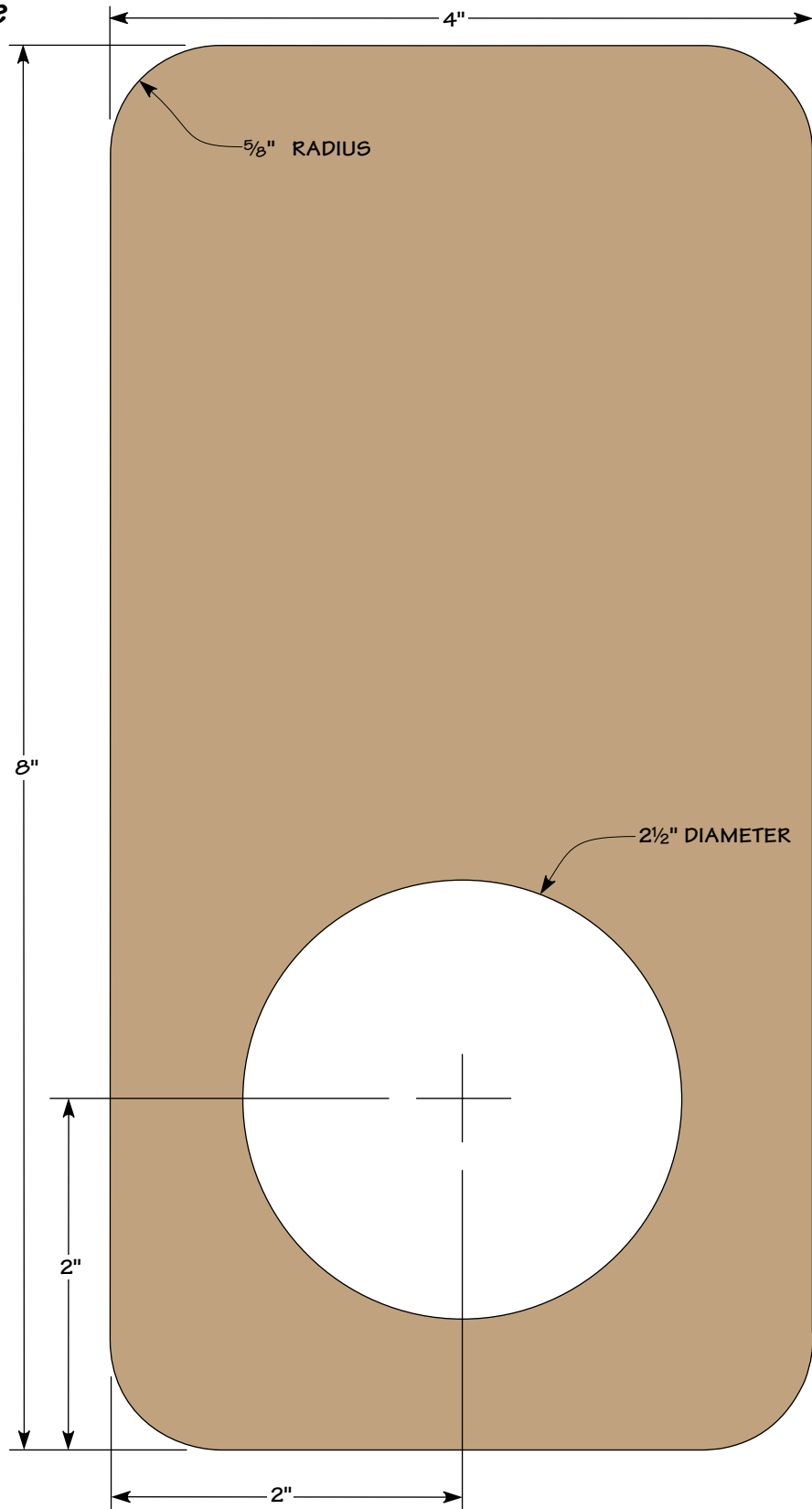


1¼" x 3½" - 24" HARDWOOD (0.9 bd. ft.)

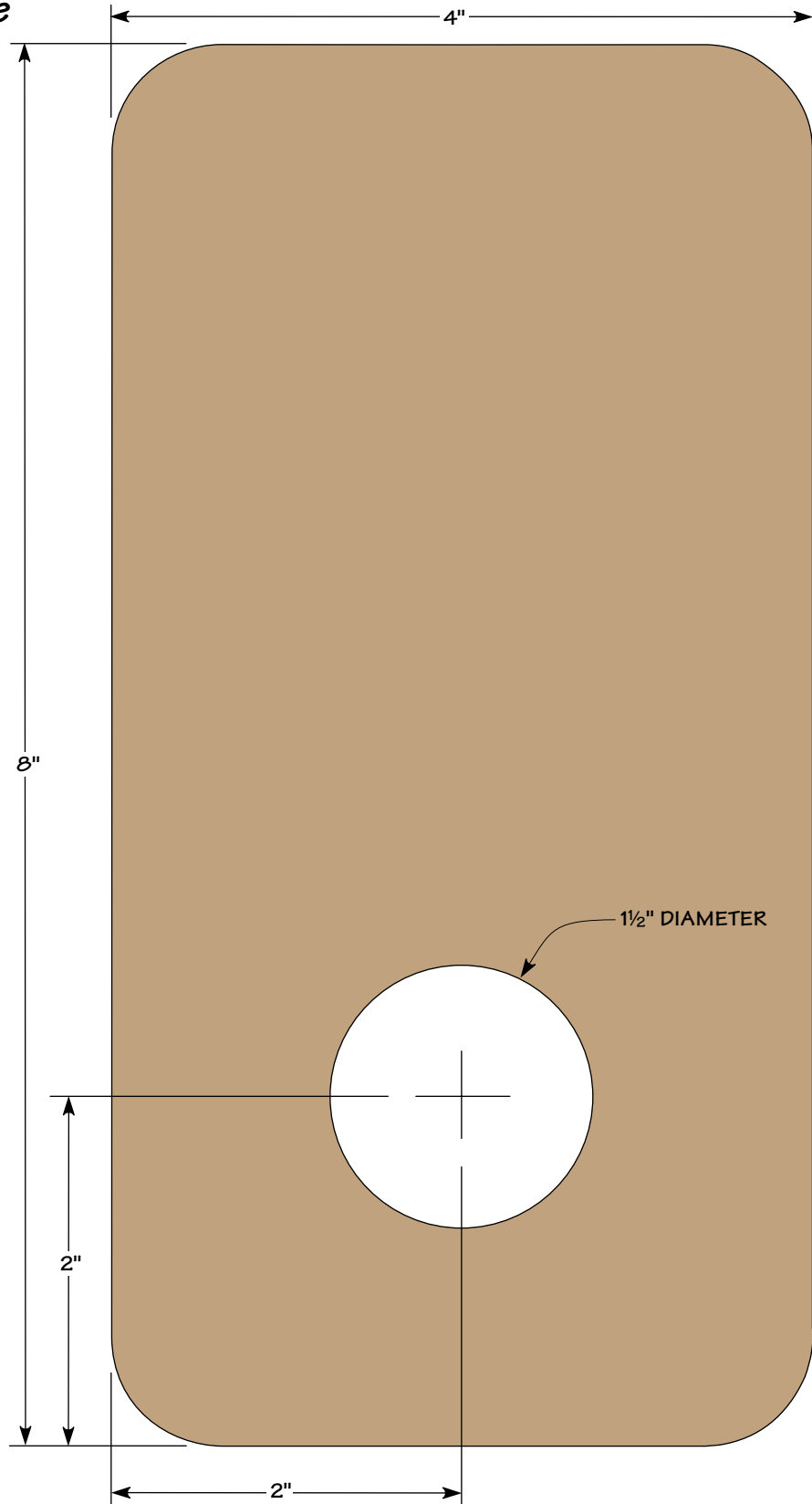


1" x 3½" - 36" HARDWOOD (1.1 bd. ft.)

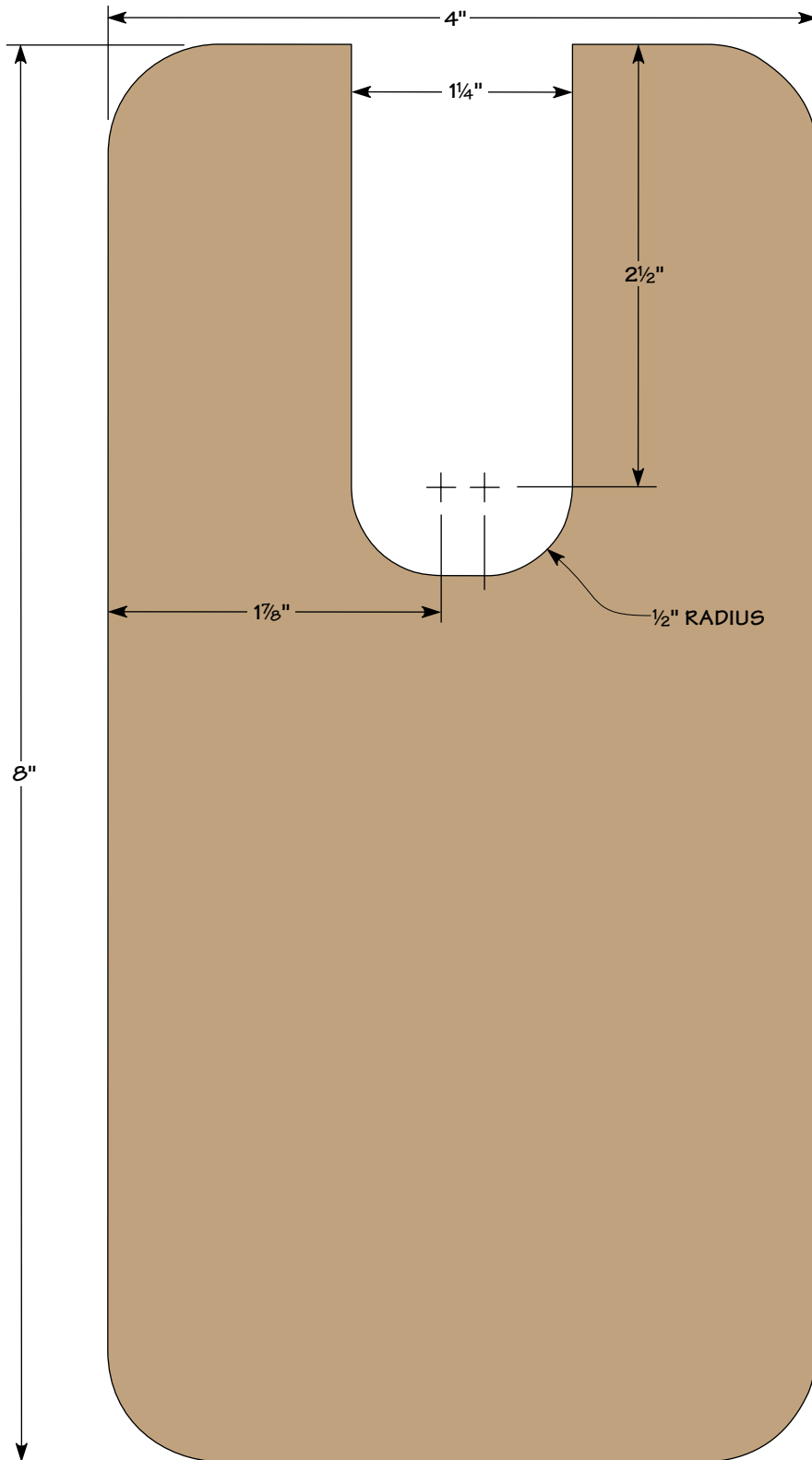
FULL-SIZE PATTERN OF LARGE DRUM SANDER INSERT



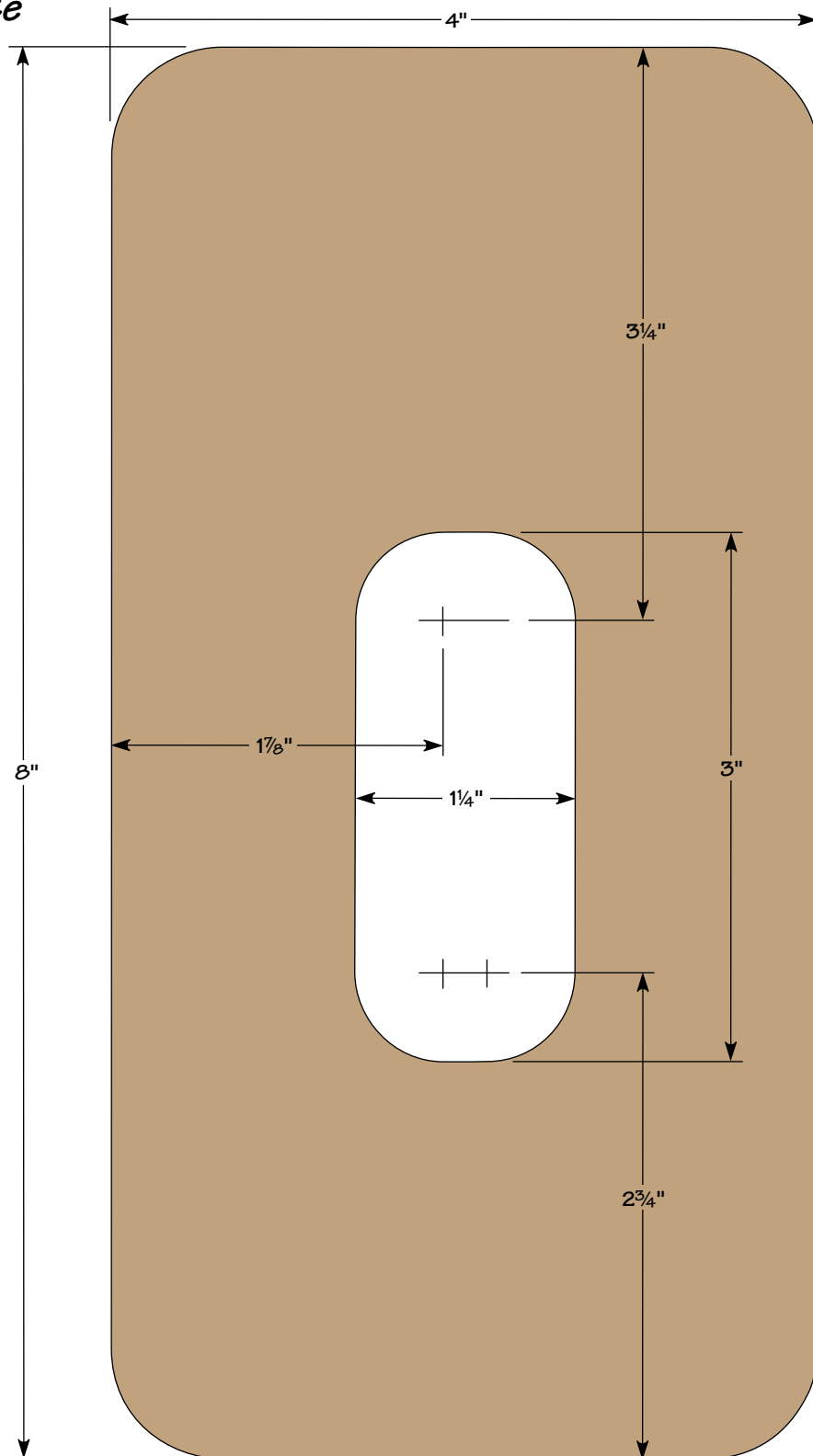
FULL-SIZE PATTERN OF SMALL DRUM SANDER INSERT



FULL-SIZE PATTERN OF FENCE-AT-BACK INSERT



FULL-SIZE PATTERN OF FENCE-FORWARD INSERT



FULL-SIZE PATTERN OF VACUUM INSERT

