

## multi-purpose **Disk Sander**

### Materials & Hardware

---

#### COLUMN

A	Front/Back/Sides (4)	7¼ x 28½ - ¾ MDF
B	Pivot Blocks (2)	6¼ x 7¼ - 1½ MDF
C	Cleat (1)	2 x 6¾ - ¾ MDF
D	Motor Runners (2)	¾ x 16¼ - ¼ Alum.
E	Door (1)	6½ x 8¾ - ¾ MDF
F	Motor Platform (1)	6⅝ x 11⅝ - 1½ MDF
G	Mount Sides (2)	5⅝ x 14 - ¾ MDF
H	Brace (1)	2½ x 5⅝ - ¾ MDF
I	Base Block (1)	6½ x 6¾ - 2¼ MDF
J	Base (1)	12 x 18 - 2¼ MDF

#### HEAD

K	Front/Back (2)	8¼ x 14½ - ¾ MDF
L	Head Sides (2)	7¼ x 11¼ - ¾ MDF
M	Arm (1)	7½ x 7½ - 3 MDF
N	Arm Filler (1)	1 x 7½ - ¾ MDF
O	Support Block (1)	6¼ x 7¼ - 3 MDF
P	Pivot Block (1)	6¼ x 7¼ - 1½ MDF
Q	Arm Cap (1)	3 x 3½ - ¾ MDF
R	Pivot Post (1)	4 x 19 Sch 40 PVC
S	Table Runners (2)	¾ x 11¼ - ¼ Alum.
T	Cap (1)	7¼ x 8¼ - ¾ MDF
U	Cover Sides (2)	2½ x 5⅝ - ¾ MDF
V	Glue Blocks (2)	¾ x 5⅝ - ¾ MDF
W	Guard Support (1)	6 <sup>11</sup> / <sub>16</sub> x 12½ rgh. - ¾ MDF
X	Disk Guard (1)	4⅞ x 13 rgh. - 1½ MDF
Y	Switch Post (1)	1½ x 2¼ - 15
Z	Post Cover (1)	2¼ x 10⅝ - ⅛ Hdbd.
AA	Shelf (1)	8 x 12 - ¾ MDF
BB	Shelf Edging (1)	½ x 40 rgh. - ¼ Hdbd.
CC	Shelf Supports (2)	3½ x 10 - ¾ MDF

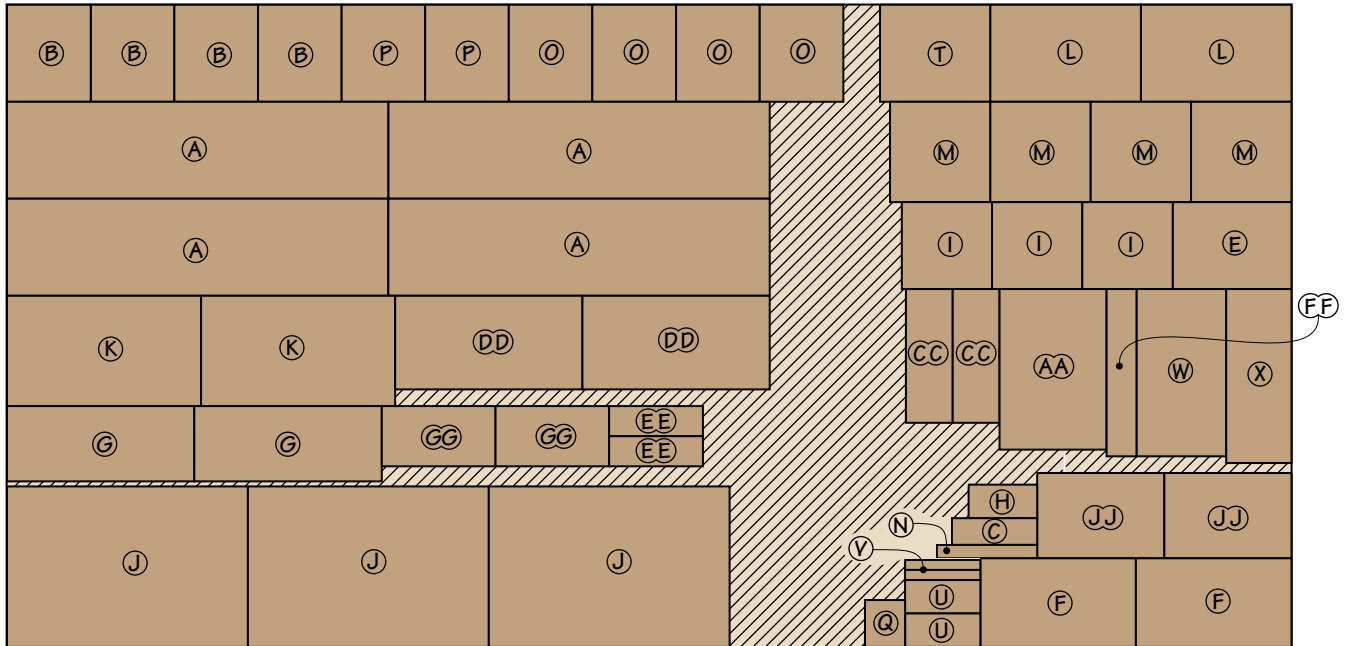
#### TABLE

DD	Dust Box Front/Back (2)	7 x 14 - ¾ MDF
EE	Dust Box Sides (2)	2¼ x 7 - ¾ MDF
FF	Dust Box Bottom (1)	2¼ x 12½ - ¾ MDF
GG	Table Guides (2)	4½ x 8½ - ¾ MDF
HH	Table (1)	10 x 20 - 1 Ply.
II	Side Tables (2)	5⅞ x 6¾ - 1 Ply.
JJ	Table Tilt Guides (2)	6¾ x 9½ rgh. - ¾ MDF
KK	Table Top (1)	10 x 20 Plas. Lam.
LL	Side Table Tops (2)	5⅞ x 6¾ Plas. Lam.

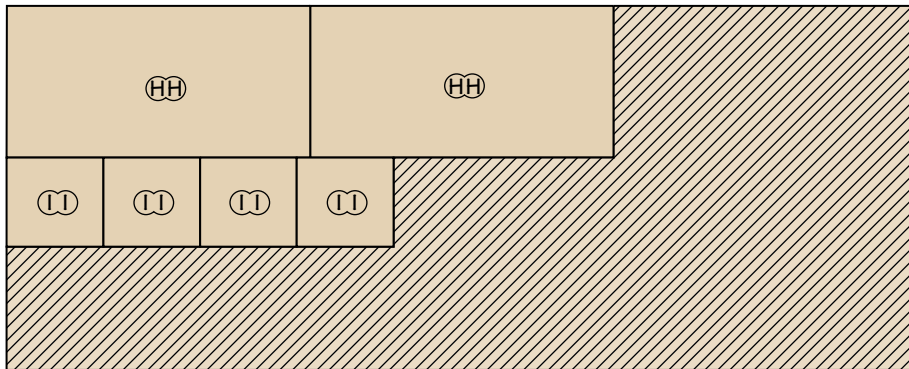
- (1) ⅝" x 18" Hardened Steel Shaft
- (2) Pillow Blocks
- (1) 12" Sanding Disk
- (1) ⅝" x ½"-20 Accessory Arbor
- (1) Switch
- (1) 10' Power Cord
- (1) 7' 4L Link Belt
- (1) ½ hp 1725 RPM Motor
- (2) Three-step Pulleys
- (5) ⅜"-16 x 1¾" Aluminum Knobs
- (5) ⅜" Washers
- (1) ⅝" x 1⅜" Ball Bearing
- (1) 1½" Piano Hinge w/Screws
- (5) ⅜"-16 Threaded Inserts
- (34) #8 x 2" Fh Woodscrews
- (8) #6 x 1" Fh Woodscrews
- (8) ⅝<sub>16</sub> x 1½" Lag Screws
- (8) ⅝<sub>16</sub>" Washers
- (5) #8 x 3" Fh Woodscrews
- (1) ¾" x 2" Miter T-track
- (2) ½"-dia. Rare-Earth Magnets
- (22) #6 x ¾" Fh Woodscrews
- (4) Non-skid Feet

## Cutting Diagram

48" x 96" - 3/4" MDF




24" x 60" - 1/2" BALTIC BIRCH



ALSO NEEDED:  
PLASTIC LAMINATE FOR  
TABLE TOPS (KK, LL)

12" x 48" - 1/4" HARDBOARD



1 1/2" x 3 1/2" - 24" HARDWOOD

