

modular Garage Storage

Materials & Hardware

BENCH (Per Unit)

A Sides (2)	5 x 14 - 3/4 MDF
B Top/Bottom (2)	13 3/4 x 43 - 3/4 MDF
C Divider (1)	3 1/2 x 13 3/4 - 1 1/2 MDF
D Back (1)	5 x 43 - 1/4 Ply.
E Stiles (2)	3/4 x 3/4 - 6
F Top Rail (1)	3/4 x 3/4 - 42 1/2
G Bottom Rail (1)	3/4 x 1 3/4 - 42 1/2
H Center Stile (1)	3/4 x 1 1/2 - 3 1/2
I Drawer Front/Back (4)	1/2 x 3 - 19
J Drawer Sides (4)	1/2 x 3 - 13
K Drawer Bottoms (2)	12 1/2 x 19 - 1/4 Ply.
L False Fronts (2)	3 1/4 x 20 1/4 - 3/4 MDF
M Benchtop (1)	17 rgh. x 48 rgh. - 3/4 MDF
N Bench Shelf (1)	12 rgh. x 44 rgh. - 3/4 MDF
O Cleats (4)	3/4 x 1 - 13 3/4

SMALL WALL CABINET (Per Unit)

P Sides (2)	6 x 24 - 3/4 MDF
Q Top/Bottom (2)	6 x 23 1/2 - 3/4 MDF
R Hanging Cleats (2)	3/4 x 2 - 22 1/2
S Back (1)	23 1/2 x 23 1/2 - 1/4 Ply.
T Shelves (2)	5 1/2 x 22 3/8 - 3/4 MDF
U Stiles (2)	3/4 x 1 - 24
V Doors (2)	10 7/8 x 24 - 3/4 MDF

TALL WALL CABINET (Per Unit)

W Sides (2)	8 x 36 - 3/4 MDF
-------------	------------------

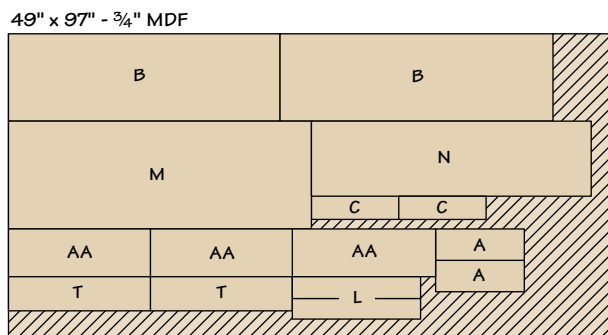
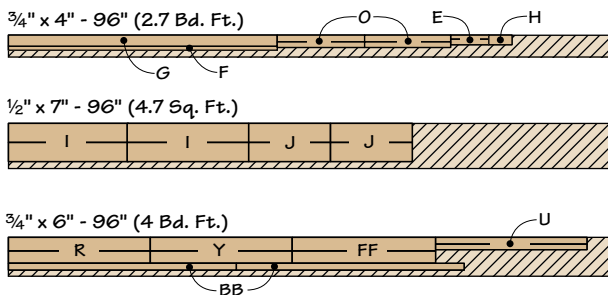
X Top/Bottom (2)	8 x 23 1/2 - 3/4 MDF
Y Hanging Cleats (2)	3/4 x 2 - 22 1/2
Z Back (1)	23 1/2 x 35 1/2 - 1/4 Ply.
AA Shelves (3)	7 1/2 x 22 3/8 - 3/4 MDF
BB Stiles (2)	3/4 x 1 - 36
CC Doors (2)	10 7/8 x 36 - 3/4 MDF

HANGING ROD CABINET (Per Unit)

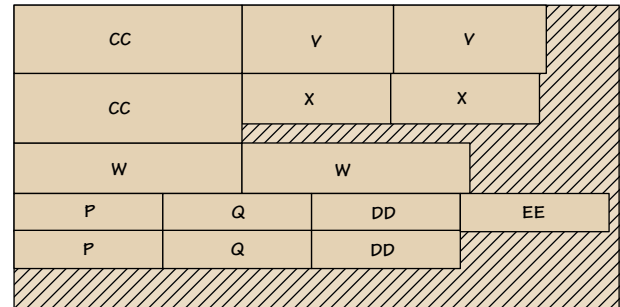
DD Sides (2)	6 x 24 - 3/4 MDF
EE Top (1)	6 x 23 1/2 - 3/4 MDF
FF Hanging Cleats (2)	3/4 x 2 - 22 1/2
GG Hanging Rods (3)	3/4-Dia. x 23 1/2

- (36) #8 x 1 1/2" Fh Woodscrews
- (16) #8 x 1 1/4" Fh Woodscrews
- (8) #8 x 1/2" Fh Woodscrews
- (4) #6 x 1" Fh Woodscrews
- (2 Pr.) 12" Full-Ext. Drawer Slides w/Screws
- (6) Drawer/Door Pulls w/Screws
- (5 Pr.) Hinges w/#8 x 3/4" Fh Woodscrews
- (20) 1/4" Shelf Pins
- (4) Magnetic Catches/Strike Plate w/Screws
- (1) 1/2" Electrical Conduit (72" Long for parts GG)
- (2) 24" Galvanized Metal Shelf Standards
- (2) 10" Shelf Supports
- (2) 13" Shelf Supports

Cutting Diagram (one of each unit)



49" x 97" - 3/4" MDF



48" x 96" - 1/4" PLYWOOD

