

Hobby Bench

Materials & Hardware

BASE

A	Legs (4)	$1\frac{1}{2} \times 1\frac{1}{2} - 28$
B	Side Panels (2)	$20\frac{1}{2} \times 28 - \frac{3}{4}$ Melamine
C	Back Panel (1)	$28 \times 28\frac{1}{2} - \frac{3}{4}$ Melamine
D	Frame Fronts (2)	$\frac{3}{4} \times 1 - 28\frac{3}{4}$
E	Frame Sides (4)	$\frac{3}{4} \times 1\frac{1}{2} - 19\frac{1}{2}$
F	Frame Fillers (2)	$\frac{3}{8} \times 2\frac{1}{4} - 20$
G	Top Mounting Rails (2)	$\frac{3}{4} \times 1\frac{1}{2} - 19\frac{7}{8}$

DRAWER

H	Front (1)	$\frac{3}{4} \times 2\frac{1}{8} - 27\frac{3}{4}$
I	Sides (2)	$\frac{1}{2} \times 2\frac{1}{8} - 20$
J	Back (1)	$\frac{3}{4} \times 2\frac{1}{8} - 27\frac{1}{4}$
K	Bottom (1)	$19 \times 27\frac{1}{4} - \frac{1}{4}$ Ply.
L	Dividers (3)	$\frac{1}{2} \times 1\frac{5}{8} - 19$

TOP

M	Benchtop (1)	$22\frac{1}{2} \times 47 - \frac{3}{4}$ Melamine
N	Filler Strips (2)	$5 \times 47 - \frac{3}{4}$ Melamine
O	Edging	$\frac{3}{4} \times 1\frac{1}{2} - 156$ Rgh.

SHELVES

P	Shelves (4)	$7\frac{1}{2} \times 19\frac{1}{2} - \frac{3}{4}$ Melamine
Q	Shelf Edging	$\frac{1}{4} \times 1 - 240$ Rgh.

STORAGE CABINET

R	Cabinet Top/Bottom (2)	$\frac{3}{4} \times 7 - 48$
S	Cabinet Ends (2)	$\frac{3}{4} \times 7 - 6\frac{1}{4}$
T	Cabinet Dividers (3)	$\frac{3}{4} \times 6\frac{3}{4} - 6\frac{1}{4}$
U	Cabinet Back (1)	$6\frac{1}{4} \times 47 - \frac{1}{4}$ Ply.
V	Bin Supports (16)	$\frac{1}{4} \times \frac{3}{4} - 6\frac{3}{4}$
W	Cabinet Edging	$\frac{1}{4} \times \frac{3}{4} - 240$ Rgh.

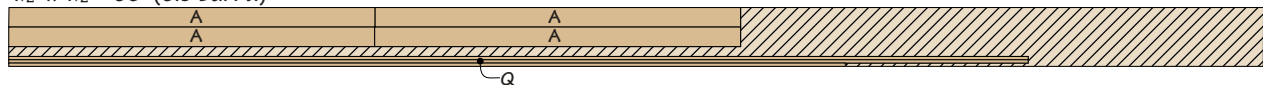
ACCESSORIES

X	Bases (3)	$\frac{3}{4} \times 4 - 4$
Y	Keys (3)	$\frac{5}{16} \times \frac{3}{8} - 4$
Z	Bookend Plates (2)	$\frac{3}{4} \times 4 - 6$
AA	Braces (2)	$\frac{3}{4} \times 3\frac{1}{2} - 4\frac{1}{2}$

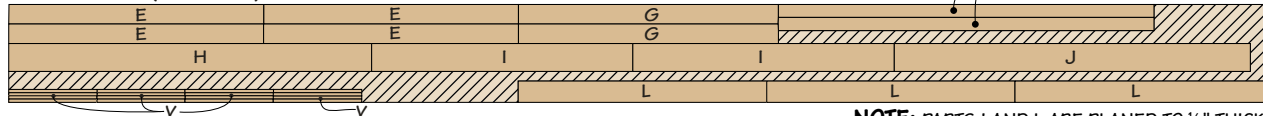
- (10) #8 x $1\frac{1}{2}$ " Fh Woodscrews
- (14) #8 x 2" Fh Woodscrews
- (4) $\frac{5}{16}$ "-18 T-Nuts
- (4) Plastic Leg Levelers
- (2 pr.) 24" Shelf Standards
- (4 pr.) Shelf Supports, 8" Long
- (2) $3\frac{1}{2}$ " Drawer Pulls w/Screws
- (1) $\frac{3}{8}$ " x $\frac{3}{4}$ " - 48" T-Track w/Screws
- (8) Plastic Storage Bins
- (1) Task Light w/Screws
- (3) $\frac{1}{4}$ "-20 x $1\frac{1}{2}$ " Flange Bolts
- (3) $\frac{1}{4}$ "-20 Knurled Knobs

Cutting Diagram

$1\frac{1}{2} \times 4\frac{1}{2} - 96$ " (6.0 Bd. Ft.)

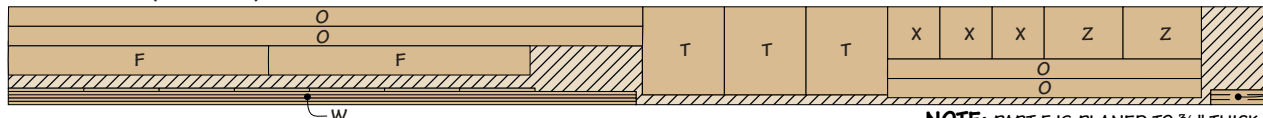


$\frac{3}{4} \times 7\frac{1}{2} - 96$ " (5.0 Bd. Ft.)



NOTE: PARTS I AND L ARE PLANED TO $\frac{1}{2}$ " THICK

$\frac{3}{4} \times 7\frac{1}{2} - 96$ " (5.0 Bd. Ft.)



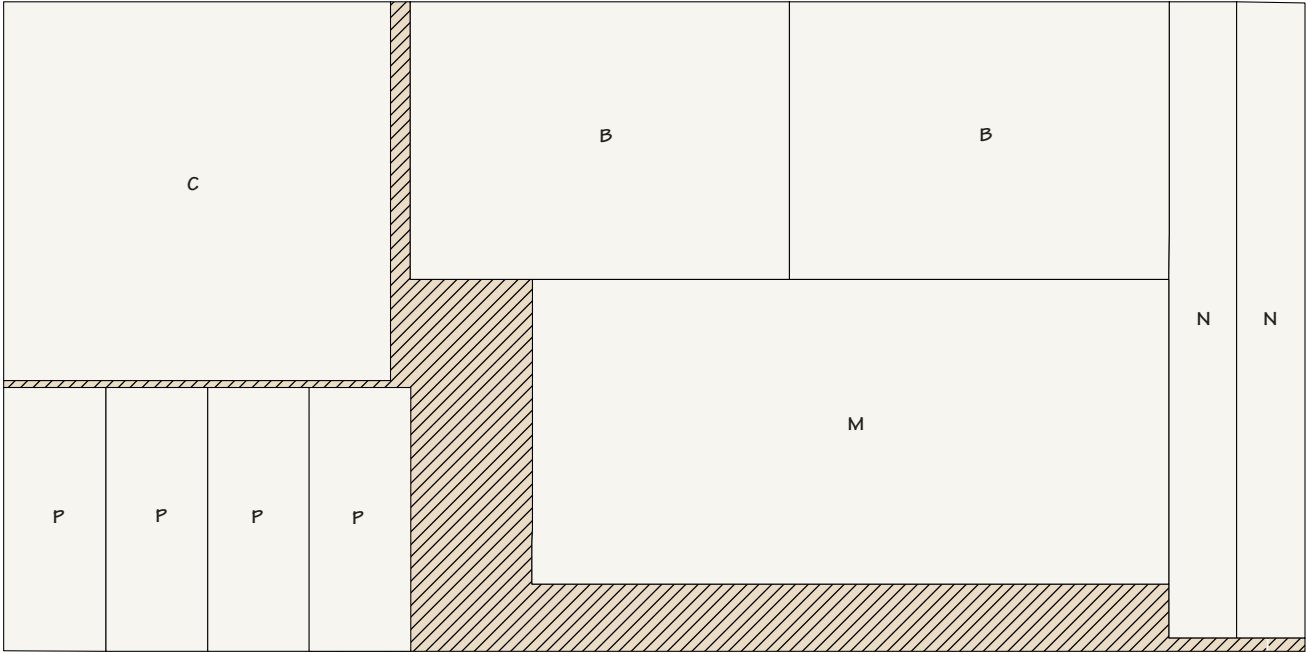
NOTE: PART F IS PLANED TO $\frac{3}{8}$ " THICK. PART Y IS PLANED TO $\frac{5}{16}$ " THICK

$\frac{3}{4} \times 7\frac{1}{2} - 60$ " (TWO BOARDS @ 3.1 Bd. Ft. EACH)



Cutting Diagram

49" x 97" - 3/4" MELAMINE



48" x 48" - 1/4" PLYWOOD

