

hardware Cabinet

Materials List

CASE

A Sides (2)	8½ x 25 - ½ Ply.
B Top (1)	8⅞ x 28¼ - ½ Ply.
C Drawer Divider (1)	7½ x 28¼ - ½ Ply.
D Bottom (1)	8½ x 28¼ - ½ Ply.
E Upper Divider (1)	7½ x 18¾ - ½ Ply.
F Side Dividers (2)	7½ x 17¾ - ½ Ply.
G Bin Dividers (3)	7¼ x 4¼ - ½ Ply.
H Shelves (3)	7½ x 18¾ - ½ Ply.
I Bin Shelves (6)	7½ x 4½ - ½ Ply.
J Lip (1)	½ x ¾ - 28
K Back (1)	28 x 18 - ½ Ply.
L Back Rail/Cleat (2)	4 x 28 - ½ Ply.

TRAYS

M Tray Front/Back (8)	¾ x 2¼ - 18¾
N Tray Sides (8)	½ x 2¼ - 6¹³⁄₁₆
O Tray Bottom (4)	17⁷⁄₈ x 6⁵⁄₁₆ - ¼ Ply.
P Tray Brace (4)	½ x 1¾ - 6⁵⁄₁₆
Q Dividers (16)	1¾ x 6⁵⁄₁₆ - ¼ Ply.
R Lid Front/Back (8)	½ x 1 - 18¾
S Lid Sides (8)	½ x 1 - 7⁵⁄₁₆
T Lid Panel (4)	5⁷⁄₈ x 16¹³⁄₁₆ - ⅛ Acrylic

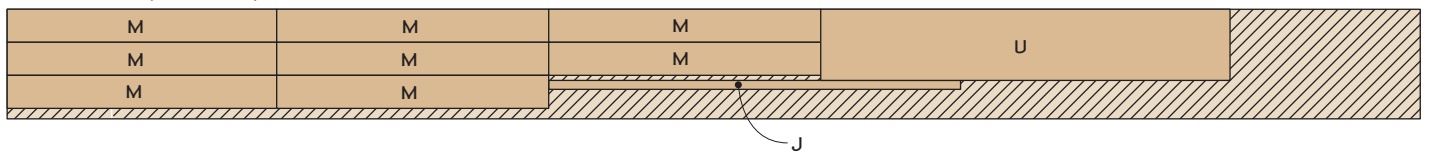
DRAWER

U Drawer Front (1)	¾ x 4⁷⁄₈ - 27⁷⁄₈
V Drawer Back (1)	½ x 4⁷⁄₈ - 26½
W Drawer Sides (2)	½ x 4⁷⁄₈ - 8
X Drawer Bottom (1)	26½ x 7½ - ¼ Ply.

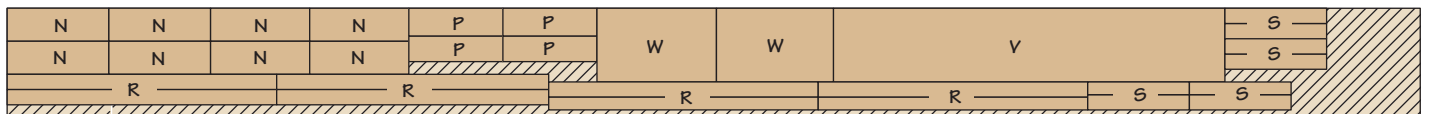
- (10) #8 x 1¼" Fh Woodscrews
- (3) #8 x 2" Fh Woodscrews
- (12) #10 x 1" Rh Woodscrews
- (14) #4 x ⅜" Fh Woodscrews
- (6) 4¼" Plastic Handles
- (4 pr.) 1½" No-Mortise Hinges w/Screws
- (8) Draw Latches w/Screws
- (1 pr.) 8" Full-Ext. Drawer Slides w/Screws
- (12) Plastic Hardware Bins

Cutting Diagram

¾" x 7½" - 96" (5.0 Bd. Ft.)

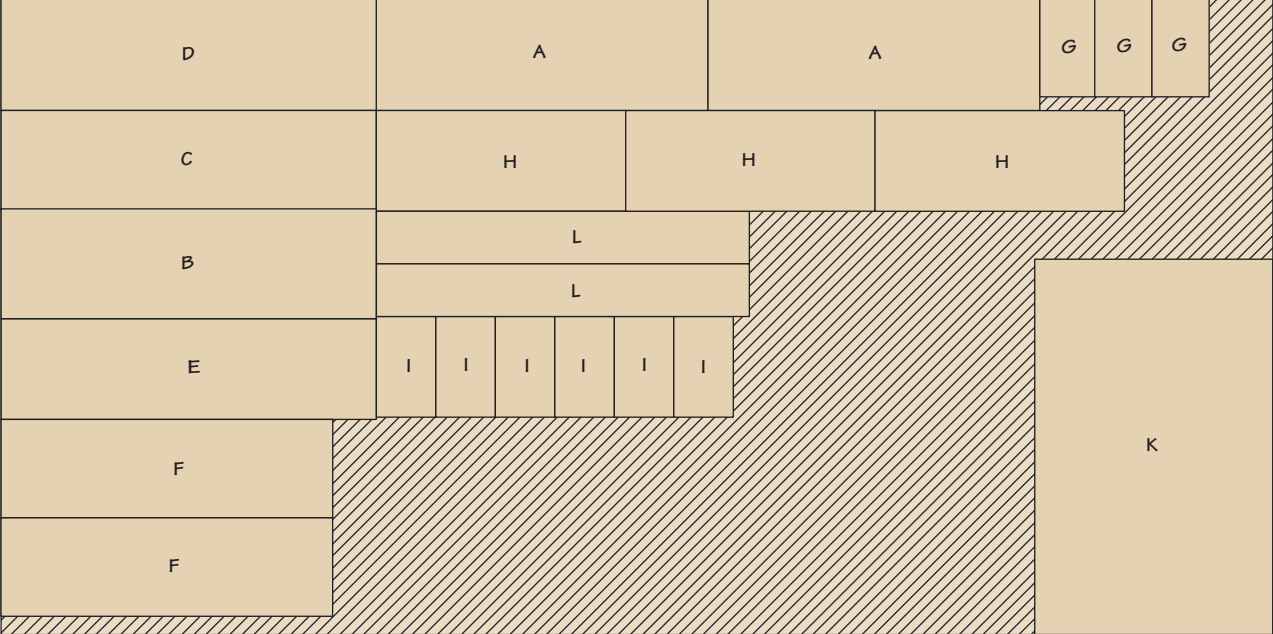


½" x 7½" - 96" (5.0 Sq. Ft.)

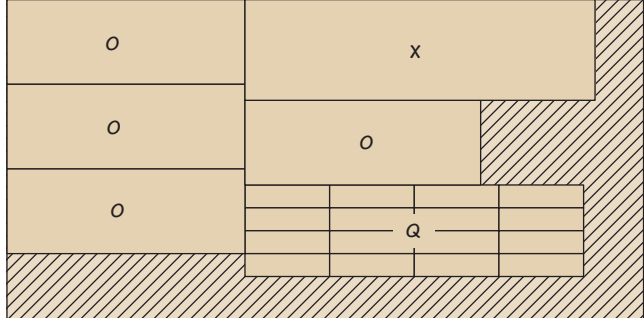


Cutting Diagram

1/2" x 48" - 96" PLYWOOD



1/4" x 24" - 48" PLYWOOD



ALSO NEEDED: 24" x 24" PIECE
OF 1/8" CLEAR ACRYLIC

