

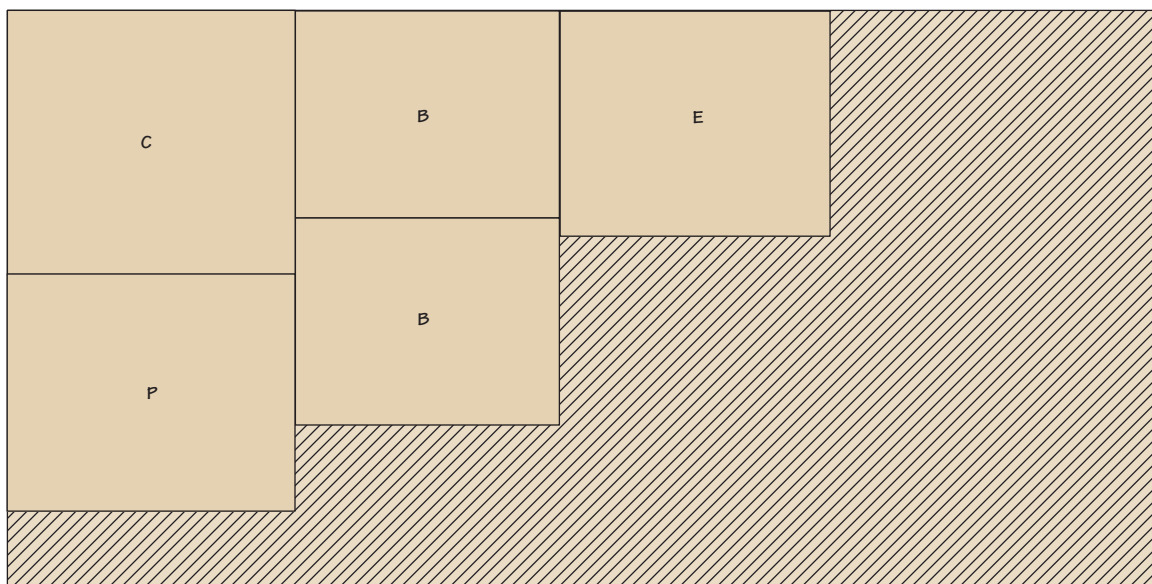
## roll-around Shop Cart

### Materials List

CASE		N	Drawer Sides (4)	$\frac{1}{2}$ x 4 - 18	• (2 Pr.) 18" Full-Extension Metal Slides
A	Front/Back Stiles (4)	O	Drawer Bottoms (2)	$17\frac{1}{2}$ x 21 - $\frac{1}{4}$ Hdbd.	• (2) 4 $\frac{1}{4}$ " Drawer Pulls
B	Sides (2)	TOP & EDGING			• (4) #8 x $\frac{3}{4}$ " Rh Woodscrews
C	Back (1)	P	Top (1)	$19\frac{3}{4}$ x 24 - $\frac{3}{4}$ MDF	• (1) $\frac{3}{8}$ " x 48" T-track
D	Caster Plates (2)	Q	Long Edging (2)	$1\frac{1}{2}$ x $1\frac{1}{2}$ - 27	• (14) #6 x $\frac{5}{8}$ " Fh Woodscrews
E	Bottom (1)	R	Short Edging (4)	$1\frac{1}{2}$ x $1\frac{1}{2}$ - 4 $\frac{1}{4}$	• (6) $\frac{5}{16}$ " Insert Knobs
F	Long Mounting Strips (2)	ADJUSTABLE OUTFEED SUPPORTS			• (2) $\frac{5}{16}$ " Fender Washers
G	Short Mounting Strips (2)	S	Support Posts (2)	$\frac{3}{4}$ x 3 - 22	• (6) $\frac{5}{16}$ " Washers
H	Upper/Lower Rails (2)	T	Support Cradles (2)	$1\frac{1}{2}$ x $3\frac{1}{2}$ - 14	• (8) $\frac{5}{16}$ " x $1\frac{1}{2}$ " Flange Bolts
I	Clamp Strips (2)	U	Outfeed Supports (2)	1 $\frac{1}{4}$ - dia. x 14 - PVC	• (2) $\frac{5}{16}$ " Lock Nuts
J	Clamp Rack Sides (2)				
K	Clamp Rail (1)				
DRAWERS					
L	Drawer Fronts (2)				• (64) #8 x $1\frac{1}{4}$ " Fh Woodscrews
M	Drawer Backs (2)				• (12) #8 x 3" Fh Woodscrews
					• (1 Set) 4" Casters (2 Locking Swivel, 2 Fixed)
					• (16) #14 x 1" Ph Screws

### Cutting Diagram

$\frac{3}{4}$ " x 49" - 97" MDF



# Cutting Diagram

1 1/2" x 3 1/2" - 96" DOUGLAS FIR



1 1/2" x 3 1/2" - 96" DOUGLAS FIR



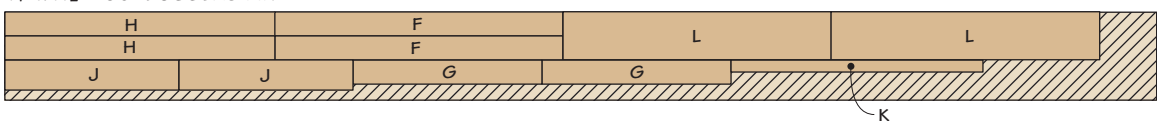
1 1/2" x 3 1/2" - 48" DOUGLAS FIR



3/4" x 3 1/2" - 96" DOUGLAS FIR



3/4" x 7 1/2" - 96" DOUGLAS FIR

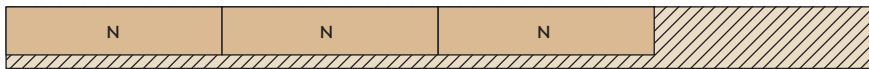


3/4" x 5 1/2" - 72" DOUGLAS FIR



**NOTE:** DRAWER BACKS (M) AND SIDES (N) ARE PLANED TO 1/2" THICK

3/4" x 5 1/2" - 72" DOUGLAS FIR



**ALSO NEEDED:** ONE SHEET OF 24" x 48" - 1/4" HARDBOARD FOR DRAWER BOTTOMS (O) AND ONE PIECE OF 1/4"-DIA. PVC 30" LONG

