

workbench

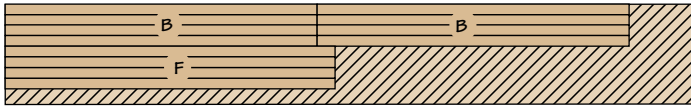
Storage Cabinet

Materials List

A Panel Sides (4)	16 x 23 - 3/4 MDF	K Large Drawer Sides (4)	4 3/4 x 22 3/4 - 3/4 MDF
B Runners (8)	1/2 x 23 3/32 - 21 3/4	L Large Drawer Ft./Bk. (4)	4 3/4 x 17 1/2 - 3/4 MDF
C Case Back (1)	16 x 19 3/8 - 1/4 Hdbd.	M Large Shelf (1)	18 7/8 x 18 3/4 - 3/4 MDF
D Panel Edging (1)	3/4 x 1 1/2 - 130 rgh.	N Small Shelf (1)	12 1/2 x 18 3/4 - 3/4 MDF
E Cross Rails (2)	1 1/2 x 3 1/2 - 23	O Small Dwr. Dividers (8)	2 x 17 1/2 - 1/4 Hdbd.
F Cleats (4)	3/4 x 1 1/16 - 23	P Large Dwr. Dividers (8)	3 x 17 1/2 - 1/4 Hdbd.
G Small Drawer Sides (4)	3 x 22 3/4 - 3/4 MDF		• (42) #8 x 1" Fh Woodscrews
H Small Drawer Ft./Bk. (4)	3 x 17 1/2 - 3/4 MDF		• (6) #8 x 2 1/2" Fh Woodscrews
I Drawer Bottoms (4)	17 1/2 x 17 1/2 - 1/4 Hdbd.		• (66) #8 x 1 1/2" Fh Woodscrews
J Drawer Pulls (4)	3/4 x 1 5/8 - 18 1/2		• (8) Shelf Supports

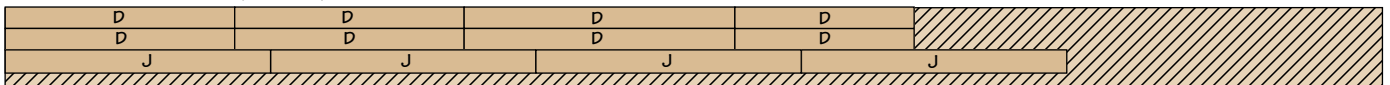
Cutting Diagram

3/4" x 7" - 48" MAPLE (2.3 Bd. Ft.)




NOTE: PLANE PARTS 'B' TO 1/2" THICK

1" x 6" - 96" DOUGLAS FIR (4 Bd. Ft.)

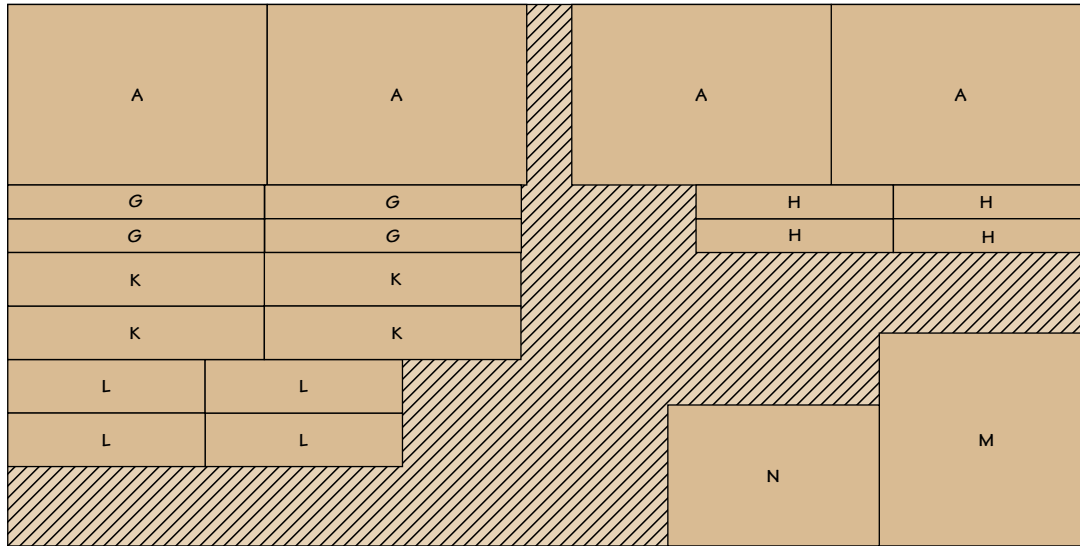


2" x 4" - 48" DOUGLAS FIR (2.7 Bd. Ft.)

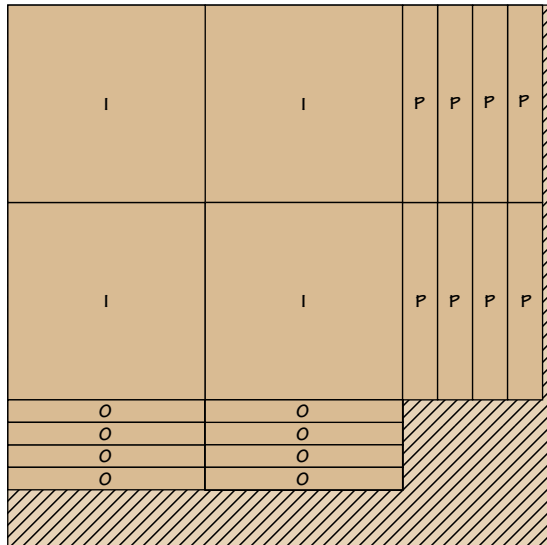


Cutting Diagram cont.

3/4" MDF - 48" x 96"



1/4" HARDBOARD - 48" x 48"



1/4" HARDBOARD - 24" x 24"

