

sturdy, affordable Workbench

Materials List

BASE

A Arms (2)	3 x 3½ - 24
B Feet (2)	3 x 5 - 24
C Legs (4)	3 x 3½ - 26
D Stretchers (2)	1½ x 5 - 59
E Shelf Cleats (2)	1½ x 1½ - 50
F Base Shelf Planks (10)	¾ x 5 - 15½

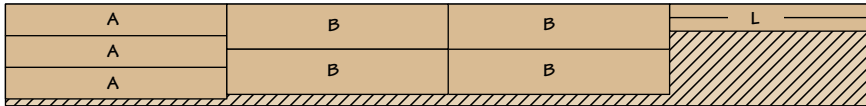
SHELVING UNITS

G Sides (4)	½ x 2¾ - 24
H Shelves (8)	½ x 2⅞ - 10½
I Keeper Strips (6)	¼ x ½ - 10
J Backs (2)	11 x 24 - ¼ Ply.
TOP	
K Benchtop (1)	2½ x 26 - 80
L Top Cleats (2)	1½ x 1½ - 22

- (8) 5/16" x 3½" Lag Screws
- (8) 5/16" x 5" Lag Screws
- (4) ¼" x 3½" Lag Screws
- (16) 5/16" Washers
- (4) ¼" Washers
- (10) #8 x 2½" Fh Woodscrews
- (40) #8 x 1½" Fh Woodscrews
- (40) #6 x 1¼" Fh Woodscrews

Cutting Diagram


2" x 12" - 8' DOUGLAS FIR



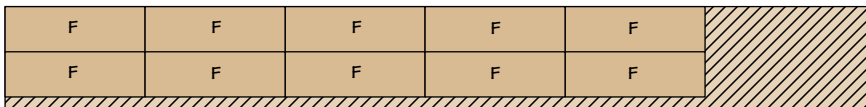
2" x 12" - 8' DOUGLAS FIR



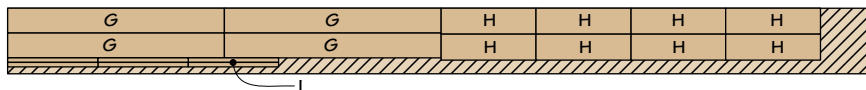
2" x 8" - 10' DOUGLAS FIR



1" x 12" - 8' PONDEROSA PINE



1" x 8" - 8' PONDEROSA PINE



NOTE: PARTS G, H, AND I ARE PLANED DOWN TO ½"

2" x 6" - 8' ENGINEERED LUMBER (10 Boards)



24" x 48" - ¼" FIR PLYWOOD

