

## 3-in-1

# Drill Press Upgrade

## Materials List

### MOBILE BASE

A Base (1)	15½ x 20½ - ¾ Ply.
B Cleats (2)	1¼ x 3 - 20½
C Wheel Blocking (2)	1¼ x 3¾ - 20½

### STORAGE CABINET

D Base Top (1)	19¼ x 21 - ¾ Ply.
E Sides (2)	¾ x 5¾ - 21
F Front (1)	¾ x 5¾ - 19¾
G Wheel Blocking (2)	1 x 3¾ - 20½
H Skirts (2)	½ x 3¾ - 20½
I Top/Bottom (2)	12¾ x 19¼ - ¾ Ply.
J Sides (2)	12¾ x 21 - ¾ Ply.
K Back (1)	19¼ x 20½ - ¾ Ply.
L Sm. Drawer Sides (4)	½ x 2¼ - 11
M Sm. Drawer Frts./Backs (4)	½ x 2¼ - 16¾
N Sm. False Fronts (2)	18⅞ x 2¹⁵⁄₁₆ - ¾ Ply.
O Med. Drawer Sides (2)	½ x 4⁷⁄₈ - 11
P Med. Drawer Frts./Backs (2)	½ x 4⁷⁄₈ - 16¾

Q Med. False Front (1)	18⅞ x 5⁷⁄₁₆ - ¾ Ply.
R Large Drawer Sides (2)	½ x 7¼ - 11
S Lg. Drawer Fronts/Backs (2)	½ x 7¼ - 16¾
T Large False Front (1)	18⅞ x 7⁷⁄₈ - ¾ Ply.
U Drawer Bottoms (4)	10½ x 16¾ - ¼ Hdbd.
V Tops/Bottoms (4)	7¾ x 8 - ¾ Ply.
W Sides (4)	7¾ x 21 - ¾ Ply.
X Backs (2)	8 x 20½ - ¾ Ply.
Y Shelves (4)	7⅞ x 8 - ¾ Ply.
Z Shelf Rails (4)	¾ x 1¼ - 7
AA Cabinet Top (1)	20¼ x 21¾ - ¾ Ply.

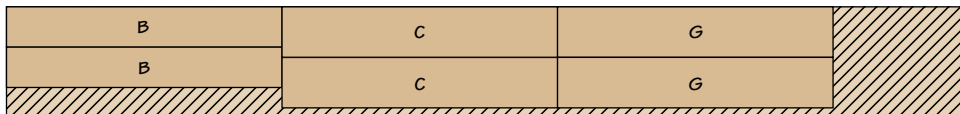
### TABLE & FENCE

BB Base (1)	12 x 30 - ¾ Ply.
CC Tops (2)	12 x 13⅞ - ¼ Hdbd.
DD Insert (1)	5 x 12 - ¼ Hdbd.
EE Fence (1)	2½ x 30 - 1½ Ply.
FF Fence Face (1)	2½ x 30 - ¼ Hdbd.

- (8) 3"-dia. Wheels
- (4) ¼" x 2" Lag Screws
- (10) ¼" Washers
- (6) ¼"-20 Star Knobs
- (4) ¼"-20 x 1"-dia. Levelers
- (4) ¼"-20 x 4½" Threaded Rod
- (4) ¼"-20 T-Nuts
- (10) #8 x 1½" Fh Woodscrews
- (4) ¼" x 2¼" Steel Rod
- (4 pr.) 10" Full-Ext. Drawer Slides w/Screws
- (16) #6 x ¾" Fh Woodscrews
- (22) #8 x ¼" Fh Woodscrews
- (4) 4" Sash Pulls
- (2) ¼"-20 x 3¼" Flange Bolts
- (4) ⅝"-18 T-Nuts
- (4) ⅝" Washers
- (4) ⅝"-18 Hex Bolts (to attach table)

## Cutting Diagram

1¼" x 8" - 72" MAPLE (6.0 Bd. Ft.)

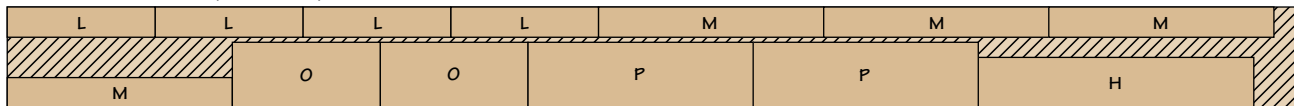


NOTE: PLANE PARTS 'G' TO 1" THICK

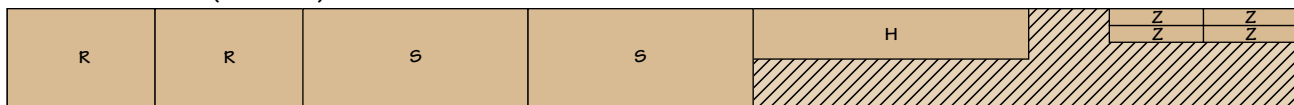
¾" x 8" - 72" MAPLE (4.0 Bd. Ft.)



½" x 7½" - 96" MAPLE (5.0 Bd. Ft.)



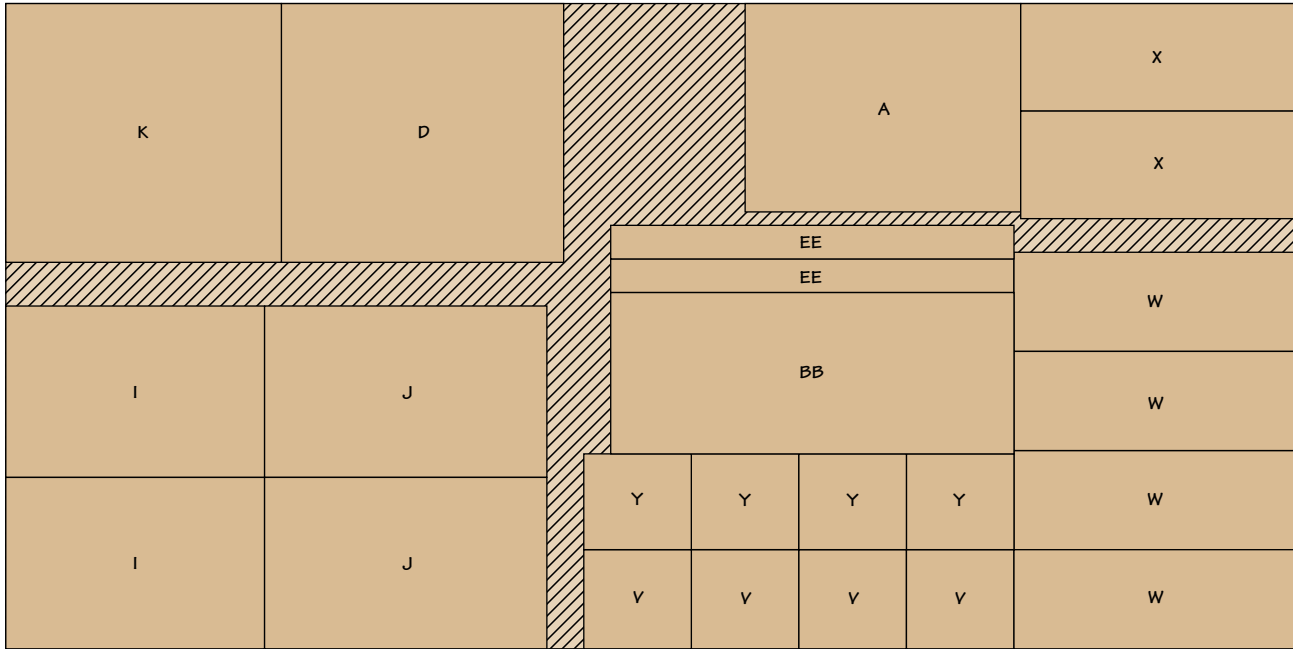
½" x 7½" - 96" MAPLE (5.0 Bd. Ft.)



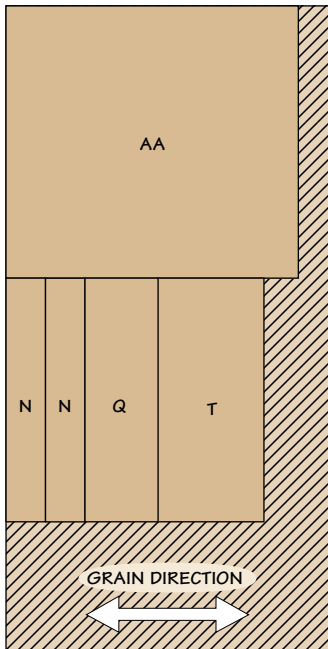
NOTE: PLANE PARTS 'Z' TO ⅜" THICK

# Cutting Diagram cont.

48" x 96" - 3/4" BIRCH PLYWOOD



48" x 24" - 3/4" BIRCH PLYWOOD



48" x 48" - 1/4" HARDBOARD

